



**YOUNG ADULT**  
**PARENTS**  
**RESEARCH FINDINGS**

What happens to faith when  
“nones” have children?

January 2024

For all inquiries contact:  
Rev. Lorenzo Lebrija  
Executive Director | TryTank Research Institute  
[lorenzo@trytank.org](mailto:lorenzo@trytank.org)

January 2024

Dear Reader,

In a rapidly changing world full of doubt and declining trust in institutions, the true value of faith and spirituality shines through as a guiding light amidst the uncertainties of life. At least that's so for those who profess a faith. But what happens to faith transmission when those who profess no religious affiliation have their own children? That's what we sought to find out with the Young Adult Parents Research Project.

The findings of the reveal a time of transformation, where long-standing pillars of faith are met with a crossroads, confronted by the growing population of individuals with no religious affiliation (the "nones") and a noticeable shift in the spiritual landscape.

But rather than retreat in the face of these challenges, we have an incredible opportunity to revitalize and reconnect, to rethink the role of faith in modern society.

Armed with the power of data and insights, we stand at the brink of reimagining how spirituality and religion can enrich our personal lives and bond our communities, reigniting a sense of purpose and meaning. We hope that these findings are a spark in your own ministry imagination a sense of opportunity and possibility.

Thank you to Iain Chester from the Evangelical Lutheran Church in America and Nikki Collins from the Presbyterian Church (USA) for their work as amazing partners in this project.

A handwritten signature in black ink, appearing to read "Lorenzo Lebrija" with a small cross-like symbol at the end of the last name.

The Rev Lorenzo Lebrija, *Executive Director*

**Young Adult Parents Research Project**  
**An ecumenical collaboration led by TryTank Research Institute**

Table of Contents

Overview	4
<b>Major Findings</b>	<b>6</b>
Major Finding 1: The faith stops here (or Nones are parenting VERY differently)	7
Major Finding 2: Religion/Spirituality are the least of parent's concerns	11
Major Finding 3: Life is hard	13
Major Finding 4: Increasing number of childless adults	15
<b>Report on Project Objectives</b>	<b>16</b>
Objective 1: Determine how open YAP are to religious groups, people and institutions	17
Objective 2: Understand if spiritual and/or religious identity impacts parenting decisions of YAPs.	19
Objective 3: Gain clarity about young adult support systems. Who/what do they turn to for help?	21
Objective 4: Understand how spiritual/religious formation fits into parenting values.	22
Objective 5: Discover the BIG moments in the lives of 25-39 year olds.	23
<b>Appendix</b>	<b>24</b>
Appendix 0: Demographics	25
Appendix 1: Objective 1-Determine how open YAP are to religious groups, people and institutions	28
Appendix 2: Objective 2-Understand if spiritual and/or religious identity impacts parenting decisions of YAPs.	39
Appendix 3: Objective 3-Gain clarity about young adult support systems. Who/what do they turn to for help?	55
Appendix 4: Objective 4-Understand how spiritual/religious formation fits into parenting values.	65
Appendix 5: Objective 5-Discover the BIG moments in the lives of 25-39 year olds.	74

## Overview

The religious landscape in the United States has undergone massive shifts in recent decades. The number of U.S. adults who now identify as “nones” has more than doubled since 2005 and now makes up  $\frac{1}{3}$  of the population, largely driven by massive increases of young people rejecting institutional affiliations. At the same time, the number of self-identified Christians has fallen dramatically along with membership and church attendance numbers<sup>1</sup> while self-professed spirituality has increased<sup>2</sup>.

This environment raises significant concerns for many current models of congregational life. Chief among the questions is what happens when Nones start having children. Historically, the church has relied on parenting as a pathway back into the faith for adults who maybe stopped attending during their late teenage years and into their twenties. This theory held for much of the 20th century when the lack of engagement in early adulthood was less about rejection and more about competing life events such as university life, moving to new towns and cities for work, increased individual freedom, dating and finding a partner, etc.

In fact, I’ve had lead pastors of major churches tell me that they basically don’t have anything specific for people in their twenties because, “they’re all going to come back when they have kids anyway.”

Increasingly, though, that just doesn’t seem to be the case. A generation of people who have explicitly rejected institutional forms of religious expression are very likely to raise their children differently when it comes to religious and spiritual formation.

One thing that remains constant is that despite the changes in religious affiliation, attendance, and identification in recent decades, families and parents remain the single most influential predictor of faith identity for young people.

But just what those parents will be influencing their children toward and how they plan on doing that influencing remains an open question.

---

<sup>1</sup><https://www.pewresearch.org/religion/2021/12/14/about-three-in-ten-u-s-adults-are-now-religiously-unaffiliated/>

<sup>2</sup><https://www.pewresearch.org/short-reads/2017/09/06/more-americans-now-say-theyre-spiritual-but-not-religious/>

There is no currently no national research and data collection focused on Young Adult Parents that is actionable and can guide the next decade of efforts to attract and retain the next generation of parents and children.

TryTank and a coalition of denominational leaders are coming together to better understand how all of these changes are impacting young adult parents (YAPs). Our first step in this direction is a nationally representative survey of 3000 adults aged 25-39 who either have children or plan to have children conducted in October 2023<sup>3</sup>.

### **Organization of this report**

Below we outline the major findings that emerged from the initial data analysis as well as report on all of the original objectives of the project. Conclusions for each of these have been summarized briefly. The appendices include a full breakdown of data for each objective along with demographics (appendix 0).

---

<sup>3</sup> Centiment panels were used with weighting for gender and margin of error of +/- 3%.

# Major Findings

Four major findings emerged from the data in addition to the specific project objectives discussed in the next section. Internally, we have been referring to these as headlines. They are very likely not the only headlines, and I strongly encourage you to look through the data in the appendix to see what questions you have or what trends you notice that are important.

- Major Finding 1: The faith stops here (or Nones are parenting VERY differently)
- Major Finding 2: Religion/Spirituality are the least of parent's concerns
- Major Finding 3: Life is Hard
- Major Finding 4: Increasing number of childless adults

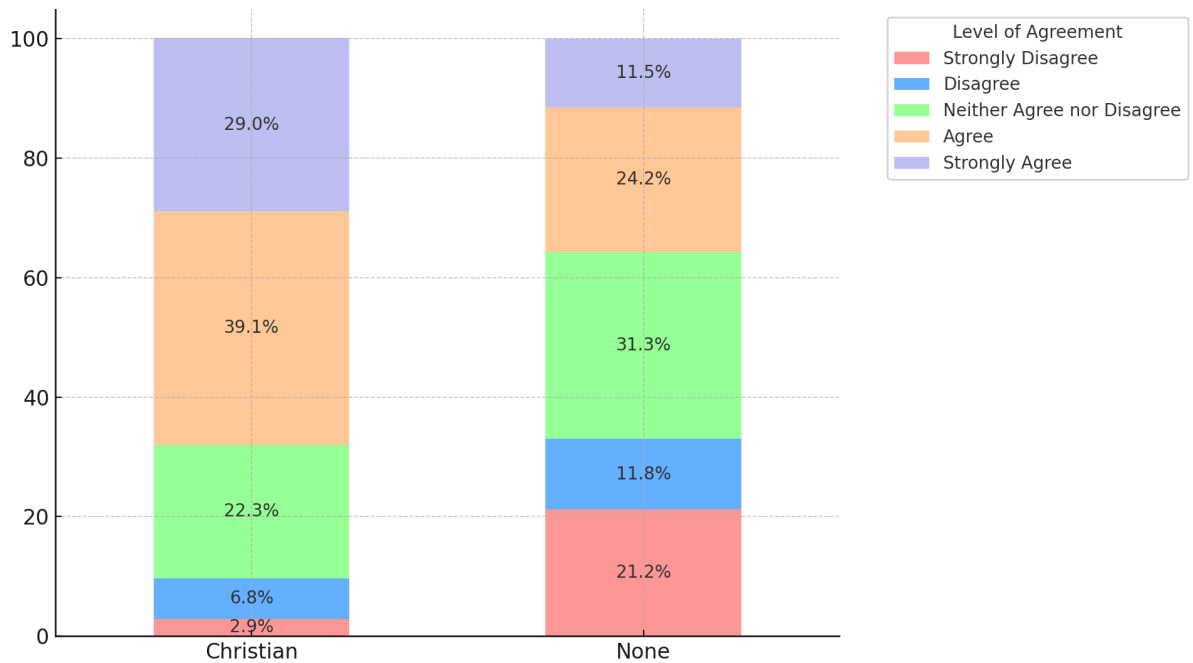
Each of these findings is discussed below with supporting data and detail.

## Major Finding 1: The faith stops here (or Nones are parenting VERY differently)

We asked a number of questions about how parents are providing or planning to provide for the spiritual and religious development of their children. The divide between those affiliated with traditional religious systems (Buddhism, Christianity, Hinduism, Judaism, Islam, Sikhism) and those with no religious affiliation, the “Nones,” is significant. Across the board, a story emerges where the Nones are pretty clearly rejecting institutional forms of faith and planning on engaging them little if at all in the course of their parenting.

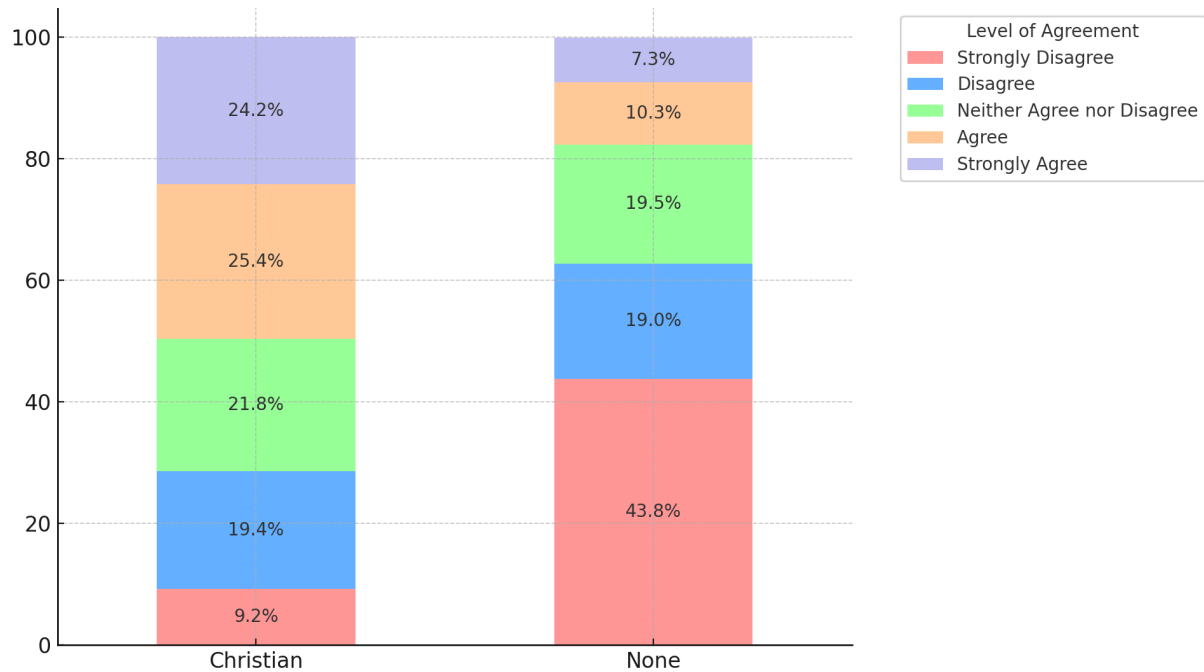
In every case, the Nones are nearly the exact opposite of their traditionally religious counterparts. They are statistically significantly less likely to take their kids to church, formal religious instruction, encourage them to participate in a faith tradition or engage in religious rites of passage. Nones are also significantly less concerned about their children losing faith, developing a sense of spirituality or becoming religious at all.

**Chart 1: I would be interested in going to church for the spiritual development of my kids even if it didn't meet my own religious/spiritual needs.**





**Chart 2: It is necessary to believe in God in order to be moral and have good values.**



In other words, Nones as parents present a significant challenge to the church. They are simply not concerned about formal, institutional religious and spiritual formation of their children. Even when compared with inactive affiliates (those who claim a religious affiliation but do not attend), they stand out.

Inactive affiliates are open to the idea of returning to regular religious life even if just for their children with over half agreeing that they are in fact planning on it and strongly support their children engaging in some kind of religious or spiritual life.

It is worth noting that at some level more regular attendance seems to be turning people OFF of the idea of raising their kids in the faith. Table 2 below shows that the rate of discouragement *doubles* among people who have an affiliation and attend regularly. In fact, they are nearly three times as likely to discourage their kids from participating in a faith tradition than Nones are. This suggests that attendance on Sunday mornings might not be the silver bullet to re-engaging Young Adult Parents.

**Table 1: Percent “Agree” and “Strongly Agree” or “Extremely Important” and “Very Important”**

	Active Affiliates <sup>4</sup>	Inactive Affiliates <sup>5</sup>	Nones
I would be interested in going to church for the spiritual development of my kids even if it didn't meet my own religious/spiritual needs.	75%	58%	36%
I plan on/am currently taking my kid(s) to church, Sunday school, youth group or other form of formal religious instruction.	82%	40%	16%
It is important to me that my kids take part in traditional religious rites of passage (e.g., baptism, bar/bat mitzvah, confirmation, etc.).	80%	46%	14%
It is important to me that my kids feel connected to something transcendent or bigger than themselves.	82%	62%	37%
How important is it that your children are faithful/religious as adults?	76.7%	42.8%	16.6%

**Table 2: If one of your children decided they wanted to participate in a faith tradition (ie., Christianity, Evangelical, Judaism, Islam, etc.) which would best describe your response:**

	Active Affiliates	Inactive Affiliates	Nones
I would actively encourage them.	65%	66%	47%
I would actively discourage them.	16%	7%	6%

If Nones are not interested in passing on the faith through formal avenues, perhaps they are planning on less formal mechanisms for imparting religious or spiritual knowledge. In this area, we find much more of a mixed bag. 53% of Nones said they plan to let their religious/spiritual beliefs inform their parenting “Very little” or “Not at all” compared to 24% of Inactive Affiliates and just 5% of Active Affiliates. Along those same lines, only 5% of Nones say they trust religious texts/leaders for parenting advice, compared to 21% of Inactive Affiliates and 53% of Active Affiliates,

Additionally, over half of Nones (52.3%) say it’s “Not at all important” for their kids to be faithful/religious as adults compared to just 14.8% of Inactive Affiliates and 2% of Active Affiliates, indicating that they are not planning to place much of an emphasis in this area during their parenting.

<sup>4</sup> People who claim a religious affiliation and attend services once per month or more.

<sup>5</sup> People who claim a religious affiliation and attend services “seldom” or “never.”

However, as we saw above, over 1/3 of Nones still desire a connection to the transcendent for their kids and 29% of Nones agreed that when things are hard their faith/belief in God sustains them and gets them through. Additionally, over 60% of Nones say they are spiritual and/or religious in some way and about 45% express trust for local congregations and religious people.

## Major Finding 2: Religion/Spirituality are the least of parent's concerns

We asked parents and likely parents about a variety of issues likely to come up with childraising including asking them to rate how important it is to teach different skills to their children and how much they worry about different scenarios. In both cases, **issues of faith and spirituality ranked last for parents**. Additionally, parents and prospective parents are not particularly concerned with passing on their faith. When we asked them about what they wanted for their children as adults, having similar religious beliefs ranked ahead of only having similar political beliefs.

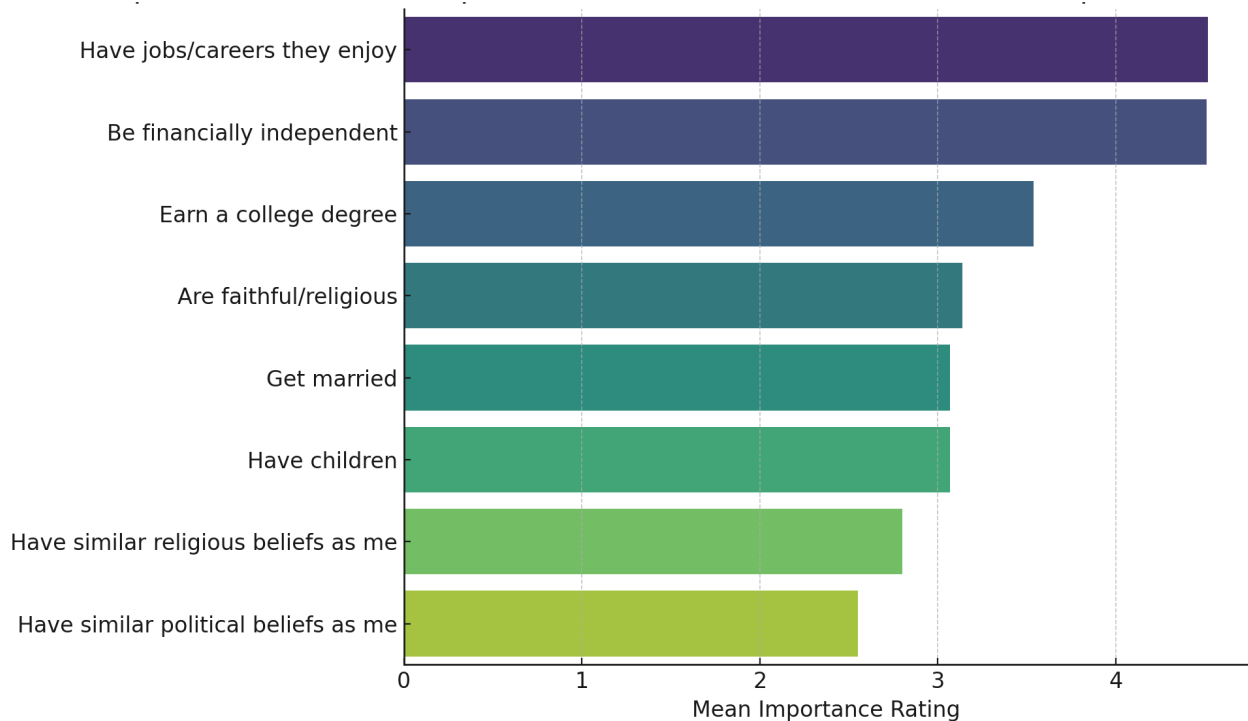
Table 3

How important are each of the following to teach your children/future children? (Not at all important-1...Extremely Important-5)	
Item	Mean
Being Responsible	4.64
Hard Work	4.58
Being well-mannered	4.54
Helping others	4.50
Empathy	4.45
Independence	4.41
Creativity	4.35
Persistence	4.28
Tolerance	4.17
Curiosity	4.08
Obedience	3.96
<b>Sense of spirituality</b>	<b>3.56</b>
<b>Religious faith</b>	<b>3.33</b>

Table 4

How worried are you about each of the following happening to any of your children at some point? (Not worried at all-1...Extremely worried-4)	
Item	Mean
Being bullied	2.95
Exposure to harmful content online	2.95
Being kidnapped/abducted	2.92
Getting beaten up	2.69
Getting shot	2.63
Having problems with drugs/alcohol	2.59
Getting pregnant/Getting someone pregnant as a teen	2.50
Getting in trouble with the police	2.43
<b>Losing faith/religion</b>	<b>2.17</b>

**Chart 3: How important is it that your children do each of the following as adults: (Not at all important-1...Extremely important-5)**



The data suggest that for parents and prospective parents there has been a decoupling of faith/spirituality from other indicators of thriving. Parents want their kids to have good careers, be financially stable, work hard, etc. However, they don't necessarily see faith as a connected to those endeavors. This suggests that the church has done a poor job of showing how a strong religious or spiritual life is intertwined with the other areas of health and happiness.

Gallup has consistently demonstrated that people who are religious experience better wellbeing<sup>6</sup>, but that connection has not been made clear to the general public. Religious leaders should resist boiling down their faith to a tool for health and happiness, but emphasizing the connection between a relationship with God and life of purpose and meaning deserves more focus than it's been getting, especially for young parents.

<sup>6</sup><https://news.gallup.com/opinion/gallup/512216/religion-spirituality-tools-better-wellbeing.asp>

## Major Finding 3: Life is hard

People's twenties and thirties are a time of dramatic change in all areas of life including their religion and spirituality...and it's a lot harder than they expected it to be.

When we asked our respondents about their experiences in the last 5 years it was clear that this is a tumultuous time of life, which is not surprising. Respondents were allowed to pick all that applied from a provided list and each of the following had over 20% selected: Death of someone close (54%), Career/job change (51%), Friendship loss (45%), Moving to new town/city (33%), Childbirth (33%), Promotion at work (29%) and Marriage (20%).

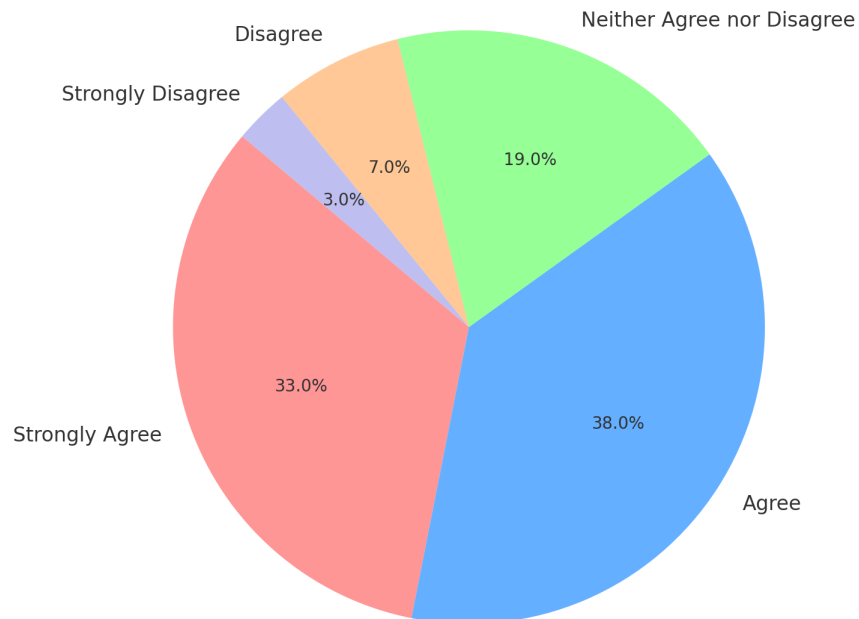
Additionally, when we asked people about religion and spirituality in particular about 1/4 said that during their 20s they became more religious (28%) or less religious (25%). The same fluctuation held true for spirituality with 37% saying they became more spiritual during their 20s and 15% saying they became less spiritual.

Furthermore, when we asked them to imagine their life in 5 years and indicate whether they think they will be involved in a religious community/congregation as a member or regular participant we see a similar pattern. About 15% of those who are currently attending services monthly or more often say that in 5 years they will not be involved in a religious community while 30% of those who "seldom" or "never" attend currently indicated that they likely *will* be involved in 5 years.

Throughout all of this fluctuation and change, there are strikingly few professionals or institutions who our respondents turned to for help. Family (94%), friends (92%), and spouses/partners (86%) were most frequently cited as sources of help, and were the most helpful for those that used them. These highly relational sources of aid proved to be more competent than trained professionals. Where family, friends and spouses all ranked above 3 on a four point scale (Not at all helpful-1...Extremely helpful-4), none of the professionals on the list got above a 3. Therapists (2.96), support groups (2.95), spiritual directors (2.87), mentors/teachers (2.86), caseworkers (2.70) and mediums (2.64) were all ranked lower. Although the individual differences are not big, the trend of finding help in highly relational spaces is important to note. Church communities were right in the middle of the pack (2.91).

These findings become critical, because people do seem to need genuine help at this stage of life. At the end of the survey we asked people about their experience of life overall. **A shocking 71% of our respondents agreed that "life is generally harder than I expected it to be at this point."**

**Chart 4: Life is generally harder than I expected it to be at this point.**



Not surprisingly, people in their twenties and thirties are times of significant change. Major life events and identity shifts add up to create a situation that is much more difficult than people were expecting. In these moments, they are turning to relationships and people they trust to help them navigate all the changes. Churches and congregations have an important role to play here, but only if they lead with truly relational strategies that recognize all of the myriad of life events that make up a person's life at this time.

The impact of all of these changes for parents and prospective parents cannot be compartmentalized. To reach people in this time, you have to not only speak to their needs as parents, but do so in a way that can fit in with all of the other changes in their lives.

## Major Finding 4: Increasing number of childless adults

As recently as 2013, Gallup reported that over 85% of older U.S. adults have had children<sup>7</sup>. That number appears to be headed for a steep decline. Our results show that 41% of 25-39 year-olds are not planning to have children<sup>8</sup>.

Ministries should be actively preparing and training priests, pastors and other religious professionals and programs to effectively engage an increasing portion of the adult population whose lives will not be centered around the rhythms of parenthood (e.g., school year calendars, sports, Sunday School, etc.).

---

<sup>7</sup>[https://news.gallup.com/poll/164618/desire-children-norm.aspx#:~:text=Combined%2C%20more%20than%20nine%20in,wish%20they%20had%20\(7%25\).&text=Americans%20say%20the%20ideal%20number,found%20since%20the%20late%201970s](https://news.gallup.com/poll/164618/desire-children-norm.aspx#:~:text=Combined%2C%20more%20than%20nine%20in,wish%20they%20had%20(7%25).&text=Americans%20say%20the%20ideal%20number,found%20since%20the%20late%201970s).

<sup>8</sup> These findings are in line with recent findings from Pew as well:  
<https://www.pewresearch.org/short-reads/2021/11/19/growing-share-of-childless-adults-in-u-s-dont-expect-to-ever-have-children/>



# Report on Project Objectives

This project had 5 major objectives to explore:

1. Determine how open YAP are to religious groups, people and institutions.
2. Understand if spiritual and/or religious identity impacts parenting decisions of YAPs.
3. Gain clarity about young adult support systems. Who/what do they turn to for help?
4. Understand how spiritual/religious formation fits into parenting values.
5. Discover the BIG moments in the lives of 25-39 year olds.

Each of these objectives was mapped to specific questions in the survey to help assess and come to an overall conclusion. Below is reporting of the data for each objective.

## Objective 1: Determine how open YAP are to religious groups, people and institutions

1. Even among Christian YAPs, connection to institutional expressions of the faith is tenuous as expressed by low trust levels, low participation rates in institutional expressions (e.g., worship), self-identification (only 68% describe themselves as religious in some way), and activities that bring them closer to God (listening to sermons, reading sacred texts or attending services). YAP Nones, not surprisingly, ranked even lower on all of those same measures.
2. However, spirituality remains high among both groups as expressed by individual identity and behaviors (e.g., prayer, meditation, etc.).
3. The experience of having kids seems to be a place where there is a (last chance?) opportunity for engagement with institutional religion and to potentially flip the narrative if done correctly. The majority of Christian YAPs have a desire for their kids to participate in religious rites of passage and to pass down the faith. Additionally, they are open to engaging with a church for the religious education of their kids. Rates on these variables for YAP Nones was higher than expected.

\*Crosstabbed with Christian, Other, None in appendix 1

- What is your current religion, if any?
- In general, I would describe myself as (select one)
- In general, religion is a force for good in the world.
- Please indicate your level of trust for each of the following: Religious institutions; a local church/congregation; a religious leader (e.g., pastor, rabbi);
- Which of the following do you do on a regular basis
- It is necessary to believe in God in order to be moral and have good values.
- Which of the following comes closest to expressing what you believe about God:
- How often do you attend religious services?
- Do you imagine that you will be involved in a religious community/congregation five years from now either as a member or regular participant?
- In your 20s have you become: More religious; Less religious; Stayed about the same; I was never religious
- Which of the following makes you feel closest to a higher power (e.g., God)?
- I would be interested in going to church for the spiritual development of my kids even if it didn't meet my own religious/spiritual needs.
- I plan on/am currently taking my kid(s) to church, Sunday school, youth group or other form of formal religious instruction.
- It is important to me that my kids take part in traditional religious rites of passage

(e.g., baptism, bar/bat mitzvah, confirmation, etc.)

- How important is it that your children do each of the following as adults: Be financially independent; Have jobs/careers they enjoy; Earn a college degree; Get married; Have children; Are faithful/religious
- How important is it to you that your children have similar religious beliefs as you?
- How much does/will your own religious and spiritual beliefs inform the way you parent?
- It is important to me that my kids feel connected to something transcendent or bigger than themselves.
- Which of the following are sources you trust for parenting advice?
- How helpful were each of the following in helping you navigate each of the events in the previous question: Family; Friends; Spouse/Partner; Mentor/Teacher; Church community; Caseworker

## Objective 2: Understand if spiritual and/or religious identity impacts parenting decisions of YAPs.

1. Trust levels for religious institutions, people and professionals remains relatively high, even among people who only identify as spiritual. However, there is a distinct difference between religious and spiritual parents with spiritual YAPs expressing decidedly less trust.
2. Beliefs and practices among YAPs are very diverse with strong representation among practices, belief in God and even attendance across all aspects of SBNR. Although the patterns are probably expected, they are far from uniform. For example, approximately 7% of people who are neither spiritual or religious are attending religious services once a month or more often and 17.5% of people who claim to be religious are using tarot cards. These percentages are not necessarily overwhelming on their own, but the takeaway from all of the data is that the religious landscape of YAPs is very diverse and not easily predicted.
3. Even people who are not strongly religious (but are spiritual), are planning on being engaged with religious institutions in some way for their kids. This suggests there's a real opportunity to engage the SBNR crowd. HOWEVER, very few of the strongly spiritual YAPs think they will be part of a religious community in 5 years. In other words, even if they are showing up for their kids to get some religious instruction, they are not seeing the religious community as *their* community. It appears as though they think about religious institutions in the same way as the PTA. They'll serve on the PTA as long as they have kids in school, but not after that. They'll attend church or engage with institutions while their kids are getting instruction, but not after that. They are not even *intending* that the religion will "stick." Where we have traditionally often thought that once parents came "back" for their kids to get baptized or confirmed then we "had" them again, it appears that we might need to shift that thinking. Yes, many of them appear open to (re)engaging for their kids, but even during that time, these parents should be treated as part of the mission-field, not part of the fold.
4. Religious or spiritual identity has little to no impact on parental worries.

\*Crosstabbed with SBNR in appendix 2

- In your 20s have you become: More spiritual; Less spiritual; Stayed about the same; I was never spiritual
- How important are each of the following to teach to your children? Being responsible; Being well-mannered; Curiosity; Creativity; Empathy; Hard work; Helping others; Independence; Obedience; Persistence; Tolerance; Religious faith; Sense of spirituality

- How worried are you about each of the following happening to any of your children at some point? Being bullied; Being kidnapped/abducted; Getting beaten up; Getting pregnant/getting someone pregnant as a teen; Getting shot; Getting in trouble with the police; Losing faith/religion; Having problems with drugs or alcohol; exposure to harmful content online

### Objective 3: Gain clarity about young adult support systems. Who/what do they turn to for help?

1. The lives of YAPs are pretty tumultuous, as one might expect, including major life transitions. Their support systems tend toward the individual, not the institutional. Spouses, friends and family top the lists of people they turn to, but still, 70% agreed that life is generally harder than they expected it to be at this point.
2. Only 17.5% of YAPs have been involved in a faith community in the previous 5 years, and only 57% turned to a faith community to help them navigate tough times (and 17% found that community to be unhelpful). In other words, at a time when people are experiencing a ton of transition, trauma and disruption in their lives, they are not particularly well connected to the professionals who can help them make sense of the changes in their lives. They need what religious professionals have to offer, but they're not seeing the church or pastors as a place to get it.

\*Descriptive statistics for each of the following in appendix 3

- Do you imagine that you will be involved in a religious community/congregation five years from now either as a member or regular participant?
- Which of the following are sources you trust for parenting advice?
- Which of the following life events have you personally experienced in the last 5 years: Marriage; Moving to a new town/city; Divorce/Separation; Death of someone close; Friendship loss; Childbirth; Career/job change; Graduation; Alcohol/drug abuse; Arrest/incarceration; Promotion at work; Regular involvement with a faith community
- Which of the following did you rely on to help you navigate each of the events in the previous question: Family; Friends; Spouse/Partner; Mentor/Teacher; Church community; Caseworker; Therapist, Spiritual Director; Medium; Support Group
- How helpful were each of the following in helping you navigate each of the events in the previous question: Family; Friends; Spouse/Partner; Mentor/Teacher; Church community; Caseworker
- When life is hard, my faith sustains me and gets me through.

## Objective 4: Understand how spiritual/religious formation fits into parenting values.

1. Over 70% of YAPs indicate that their faith/spirituality is or will inform their approach to parenting. Additionally, religious teachings rank relatively high on the list of things people trust about parenting. While there might be little support for religious institutions as adults, there does seem to be some indication that these teachings are valued and an openness to connecting their children to them in some way.

\*Descriptive statistics for the following in appendix 4:

- How important are each of the following to teach to your children? Being responsible; Being well-mannered; Curiosity; Creativity; Empathy; Hard work; Helping others; Independence; Obedience; Persistence; Tolerance; Religious faith; Sense of spirituality
- I would be interested in going to church for the spiritual development of my kids even if it didn't meet my own religious/spiritual needs.
- I plan on/am currently taking my kid(s) to church, Sunday school, youth group or other form of formal religious instruction.
- It is important to me that my kids take part in traditional religious rites of passage (e.g., baptism, bar/bat mitzvah, confirmation, etc.)
- How worried are you about each of the following happening to any of your children at some point? Being bullied; Being kidnapped/abducted; Getting beaten up; Getting pregnant/getting someone pregnant as a teen; Getting shot; Getting in trouble with the police; Losing faith/religion; Having problems with drugs or alcohol; exposure to harmful content online;
- How important is it that your children do each of the following as adults: Be financially independent; Have jobs/careers they enjoy; Earn a college degree; Get married; Have children; Are faithful/religious
- How important is it to you that your children have similar religious beliefs as you?
- How important is it that your children have similar political beliefs as you?
- How much does/will your own religious and spiritual beliefs inform the way you parent?
- It is important to me that my kids feel connected to something transcendent or bigger than themselves.
- Which of the following are sources you trust for parenting advice? Religious texts/leaders; Academic experts; Bloggers/Influencers/Social Media; Own parents; Friends

## Objective 5: Discover the BIG moments in the lives of 25-39 year olds.

1. More YAPs have experience with drug/alcohol abuse in the last 5 years than with being a part of a religious community (18% to 17%). In general, the big moments that occur in a person's life are being experienced during these years. It suggests that churches would do well to think about a model of accompaniment as the right approach, rather than one of salvation or formation. In other words, can just help people navigate and be there for them without asking much of them.
2. Stage matters more than age. Breakdowns within the age group of our study (25-39 years old) revealed very few differences. In particular there is no difference when comparing 25-29 year-olds with 30-39 year olds. It seems that YAPs are more or less having the same experiences and reactions regardless of age.

\*Descriptive statistics for the following in appendix 5:

- In your 20s have you become: More religious; Less religious; Stayed about the same; I was never religious
- Which of the following life events have you personally experienced in the last 5 years: Marriage; Moving to a new town/city; Divorce/Separation; Death of someone close; Friendship loss; Childbirth; Career/job change; Graduation; Alcohol/drug abuse; Arrest/incarceration; Promotion at work; Regular involvement with a faith community
- Which of the following did you rely on to help you navigate each of the events in the previous question: Family; Friends; Spouse/Partner; Mentor/Teacher; Church community; Caseworker; Therapist, Spiritual Director; Medium; Support Group
- How helpful were each of the following in helping you navigate each of the events in the previous question: Family; Friends; Spouse/Partner; Mentor/Teacher; Church community; Caseworker
- Life is generally harder than I expected it to be at this point.



# Appendix

## Appendix 0: Demographics

<b>Q2. Race Recoded</b>		
	Frequency	Percent
White	2143	68.7%
Black or African American	441	14.1%
Asian	223	7.1%
Native Hawaiian or Other Pacific Islander	9	0.3%
American Indian or Alaskan Native	38	1.2%
Other	265	8.5%
Total	3119	100%
<b>Q1. [single-select] What gender do you identify with?</b>		
	Frequency	Percent
Female	1586	50.8%
Male	1500	48.1%
Transgender Female	7	0.2%
Transgender Male	5	0.2%
Non-Binary/Non-Conforming	19	0.6%
Not listed	2	0.1%
Total	3119	100%
<b>Q3. [single-select] Are you of Hispanic/Latino/Spanish origin?</b>		
	Frequency	Percent
Hispanic	622	19.9%
Not Hispanic	2497	80.1%
Total	3119	100%
<b>Q5. What is your current age?</b>		
	Frequency	Percent
25	162	5.2%
26	145	4.6%
27	150	4.8%
28	177	5.7%
29	183	5.9%
30	206	6.6%
31	200	6.4%
32	180	5.8%
33	196	6.3%
34	215	6.9%

	35	275	8.8%
	36	255	8.2%
	37	247	7.9%
	38	254	8.1%
	39	274	8.8%
Total		3119	100%

**Q6. [single-select] Which of the following best describes your sexual identity/orientation?**

	Frequency	Percent
Other	11	0.4%
Asexual	88	2.8%
Bisexual	264	8.5%
Gay	24	0.8%
Lesbian	38	1.2%
Pansexual	32	1.0%
Queer	14	0.4%
Straight (heterosexual)	2648	84.9%
Total	3119	100%

**Q7. [single-select] What is your current relationship status?**

	Frequency	Percent
Married with kids	1369	43.9%
Cohabiting with kids	407	13.0%
Unpartnered with kids	346	11.1%
Married-no kids	156	5.0%
Cohabiting-no kids	143	4.6%
Single	698	22.4%
Total	3119	100%

**Q8. [single-select] Which of the following BEST describes the place where you now live?**

	Frequency	Percent
A large city	864	27.7%
A suburb near a large city	1022	32.8%
A small city or town	818	26.2%
A rural area	415	13.3%
Total	3119	100%

**Q9. [single-select] What is your highest level of education completed?**

	Frequency	Percent
Some high school	169	5.4%
High school diploma	1597	51.2%
Bachelor's degree	949	30.4%
Master's degree	341	10.9%
Ph.D. or higher	63	2.0%
Total	3119	100%

**Q10. [single-select] What is your current religion, if any?**

	Frequency	Percent
Catholic (incl. Roman Catholic and Orthodox)	526	16.9%
Protestant (e.g. Lutheran, Presbyterian, Episcopal, Methodist, Baptist)	312	10.0%
Christian Orthodox	217	7.0%
Just a Christian	737	23.6%
Jewish	55	1.8%
Muslim	88	2.8%
Sikh	4	0.1%
Hindu	41	1.3%
Buddhist	44	1.4%
Atheist (do not believe in God)	125	4.0%
Agnostic (not sure if there is a God)	171	5.5%
Something else	186	6.0%
Nothing in particular	508	16.3%
Don't Know	105	3.4%
Total	3119	100%

**Q11. [single-select] In general, I would describe myself as...**

	Frequency	Percent
Spiritual	727	23.3%
Religious	603	19.3%
Spiritual and Religious	688	22.1%
Spiritual but not Religious	362	11.6%
Religious but not Spiritual	117	3.8%
Neither Spiritual or Religious	622	19.9%
Total	3119	100%

Appendix 1: Objective 1-Determine how open YAP are to religious groups, people and institutions

<b>Q11. [single-select] In general, I would describe myself as...</b>				
	Christian	Other Religion	None (calculated)	Total
Spiritual	19.1%	18.5%	31.1%	23.3%
Religious	26.9%	35.8%	3.5%	19.3%
Spiritual and Religious	31.1%	23.3%	7.0%	22.1%
Spiritual but not Religious	8.0%	10.3%	17.7%	11.6%
Religious but not Spiritual	5.1%	3.4%	1.6%	3.8%
Neither Spiritual or Religious	9.8%	8.6%	39.0%	19.9%
	100.0%	100.0%	100.0%	100.0%
<b>Q12. [single-select] In general, religion is a force for good in the world.</b>				
	Christian	Other Religion	None (calculated)	Total
Strongly Disagree	1.3%	0.4%	11.8%	4.9%
Disagree	4.7%	6.9%	16.8%	9.1%
Neither Agree nor Disagree	19.9%	19.8%	45.1%	28.8%
Agree	40.6%	38.8%	19.3%	33.0%
Strongly Agree	33.4%	34.1%	7.0%	24.2%
	100.0%	100.0%	100.0%	100.0%
<b>Q13. Please indicate your level of trust for each of the following:   Religious institutions</b>				
	Christian	Other Religion	None (calculated)	Total
Do not trust at all	5.6%	9.9%	33.3%	15.6%
Do not trust very much	19.3%	19.8%	37.2%	25.6%
Trust somewhat	58.5%	42.2%	27.0%	46.3%
Trust completely	16.6%	28.0%	2.5%	12.5%
	100.0%	100.0%	100.0%	100.0%
<b>Q14. Please indicate your level of trust for each of the following:   A local church/congregation</b>				
	Christian	Other Religion	None (calculated)	Total
Do not trust at all	3.4%	10.3%	21.9%	10.4%

Do not trust very much	15.2%	19.0%	34.1%	22.1%
Trust somewhat	55.9%	47.4%	38.7%	49.2%
Trust completely	25.5%	23.3%	5.3%	18.2%
	100.0%	100.0%	100.0%	100.0%

**Q15. Please indicate your level of trust for each of the following: | A religious leader (e.g., pastor, priest, rabbi)**

	Christian	Other Religion	None (calculated)	Total
Do not trust at all	5.2%	9.9%	29.1%	14.0%
Do not trust very much	17.6%	23.7%	34.2%	23.9%
Trust somewhat	57.0%	39.7%	34.1%	47.7%
Trust completely	20.1%	26.7%	2.6%	14.5%
	100.0%	100.0%	100.0%	100.0%

**Q16. Please indicate your level of trust for each of the following: | Religious people**

	Christian	Other Religion	None (calculated)	Total
Do not trust at all	4.4%	5.6%	16.7%	8.8%
Do not trust very much	19.3%	19.4%	37.3%	25.6%
Trust somewhat	64.3%	48.3%	42.9%	55.6%
Trust completely	12.1%	26.7%	3.1%	10.0%
	100.0%	100.0%	100.0%	100.0%

**Q21. [multi-select] Which of the following do you do on a regular basis? Attend religious services**

	Christian	Other Religion	None (calculated)	Total
No	64.1%	65.5%	94.7%	75.0%
Yes	35.9%	34.5%	5.3%	25.0%
	100.0%	100.0%	100.0%	100.0%

**Q21. [multi-select] Which of the following do you do on a regular basis? Pray**

	Christian	Other Religion	None (calculated)	Total
No	22.7%	36.6%	66.1%	39.0%
Yes	77.3%	63.4%	33.9%	61.0%
	100.0%	100.0%	100.0%	100.0%

**Q21. [multi-select] Which of the following do you do on a regular basis? Meditate**

	Christian	Other Religion	None (calculated)	Total
No	67.6%	53.9%	51.1%	60.8%
Yes	32.4%	46.1%	48.9%	39.2%
	100.0%	100.0%	100.0%	100.0%

**Q21. [multi-select] Which of the following do you do on a regular basis? Read sacred texts**

	Christian	Other Religion	None (calculated)	Total
No	79.1%	74.6%	89.3%	82.3%
Yes	20.9%	25.4%	10.7%	17.7%
	100.0%	100.0%	100.0%	100.0%

**Q21. [multi-select] Which of the following do you do on a regular basis? Use crystals**

	Christian	Other Religion	None (calculated)	Total
No	91.7%	84.1%	81.4%	87.5%
Yes	8.3%	15.9%	18.6%	12.5%
	100.0%	100.0%	100.0%	100.0%

**Q21. [multi-select] Which of the following do you do on a regular basis? Use tarot cards**

	Christian	Other Religion	None (calculated)	Total
No	93.4%	88.4%	84.7%	90.0%
Yes	6.6%	11.6%	15.3%	10.0%
	100.0%	100.0%	100.0%	100.0%

**Q21. [multi-select] Which of the following do you do on a regular basis? Use mindfulness apps (e.g., Calm, Headspace)**

	Christian	Other Religion	None (calculated)	Total
No	74.0%	65.1%	63.0%	69.5%
Yes	26.0%	34.9%	37.0%	30.5%
	100.0%	100.0%	100.0%	100.0%

**Q21. [multi-select] Which of the following do you do on a regular basis? Participate in online/metaverse religious communities (e.g., The Nearness)**

	Christian	Other Religion	None (calculated)	Total
No	89.6%	80.2%	96.5%	91.3%

Yes	10.4%	19.8%	3.5%	8.7%
	100.0%	100.0%	100.0%	100.0%

**Q17. [single-select] Please indicate your level of agreement with the following statement: It is necessary to believe in God in order to be moral and have good values.**

	Christian	Other Religion	None (calculated)	Total
Strongly Disagree	9.2%	12.5%	43.8%	21.6%
Disagree	19.4%	14.2%	19.0%	18.9%
Neither Agree nor Disagree	21.8%	16.8%	19.5%	20.6%
Agree	25.4%	24.1%	10.3%	20.0%
Strongly Agree	24.2%	32.3%	7.3%	18.9%
	100.0%	100.0%	100.0%	100.0%

**Q18. [single-select] Which of the following comes closest to expressing what you believe about God:**

	Christian	Other Religion	None (calculated)	Total
I don't believe in God	1.1%	4.7%	17.4%	7.1%
I don't know whether there is a God and I don't believe there is any way to find out	3.6%	5.2%	17.7%	8.7%
I don't believe in a personal God, but I do believe in a Higher Power of some kind	6.2%	15.9%	25.1%	13.6%
I find myself believing in God some of the time but not at others	8.4%	14.7%	8.1%	8.8%
While I have doubts, I feel that I do believe in God	22.0%	15.1%	11.3%	17.7%
I know God really exists and I have no doubts about it	58.8%	44.4%	20.3%	44.2%
	100.0%	100.0%	100.0%	100.0%

**Q19. [single-select] How often do you attend religious services?**

	Christian	Other Religion	None (calculated)	Total
at least once a week	23.9%	31.5%	2.9%	17.1%
almost every week	14.3%	13.4%	2.9%	10.2%
about once a month	15.5%	19.8%	3.7%	11.7%
seldom	34.0%	24.1%	27.9%	31.1%
never	12.3%	11.2%	62.6%	29.9%
	100.0%	100.0%	100.0%	100.0%



<b>Q20. [single-select] Do you imagine that you will be involved in a religious community/congregation five years from now either as a member or regular participant?</b>				
	Christian	Other Religion	None (calculated)	Total
Yes	71.4%	66.4%	17.8%	52.2%
No	28.6%	33.6%	82.2%	47.8%
	100.0%	100.0%	100.0%	100.0%
<b>Q22. [single-select] In your 20s did you/have you become...</b>				
	Christian	Other Religion	None (calculated)	Total
More religious	36.4%	39.7%	10.7%	27.6%
Less religious	23.0%	21.1%	28.0%	24.7%
Stayed about the same	37.1%	31.9%	34.7%	35.9%
I was never religious	3.4%	7.3%	26.6%	11.8%
	100.0%	100.0%	100.0%	100.0%
<b>Q24. [multi-select] Which of the following makes you feel closest to a higher power (e.g., God)? Attending a religious service</b>				
	Christian	Other Religion	None (calculated)	Total
No	69.3%	75.4%	94.9%	78.7%
Yes	30.7%	24.6%	5.1%	21.3%
	100.0%	100.0%	100.0%	100.0%
<b>Q24. [multi-select] Which of the following makes you feel closest to a higher power (e.g., God)? Individual prayer/meditation</b>				
	Christian	Other Religion	None (calculated)	Total
No	51.7%	63.8%	74.8%	60.7%
Yes	48.3%	36.2%	25.2%	39.3%
	100.0%	100.0%	100.0%	100.0%
<b>Q24. [multi-select] Which of the following makes you feel closest to a higher power (e.g., God)? Being in nature</b>				
	Christian	Other Religion	None (calculated)	Total
No	72.7%	69.4%	61.1%	68.4%
Yes	27.3%	30.6%	38.9%	31.6%
	100.0%	100.0%	100.0%	100.0%

<b>Q24. [multi-select] Which of the following makes you feel closest to a higher power (e.g., God)? Acts of service</b>				
	Christian	Other Religion	None (calculated)	Total
No	79.9%	75.4%	86.7%	81.9%
Yes	20.1%	24.6%	13.3%	18.1%
	100.0%	100.0%	100.0%	100.0%
<b>Q24. [multi-select] Which of the following makes you feel closest to a higher power (e.g., God)? Reading sacred texts</b>				
	Christian	Other Religion	None (calculated)	Total
No	86.7%	88.8%	95.7%	90.0%
Yes	13.3%	11.2%	4.3%	10.0%
	100.0%	100.0%	100.0%	100.0%
<b>Q24. [multi-select] Which of the following makes you feel closest to a higher power (e.g., God)? Deep conversations</b>				
	Christian	Other Religion	None (calculated)	Total
No	81.9%	85.8%	83.3%	82.7%
Yes	18.1%	14.2%	16.7%	17.3%
	100.0%	100.0%	100.0%	100.0%
<b>Q24. [multi-select] Which of the following makes you feel closest to a higher power (e.g., God)? Listening to religious teaching (e.g. sermons)</b>				
	Christian	Other Religion	None (calculated)	Total
No	77.7%	78.4%	96.2%	84.2%
Yes	22.3%	21.6%	3.8%	15.8%
	100.0%	100.0%	100.0%	100.0%
<b>Q24. [multi-select] Which of the following makes you feel closest to a higher power (e.g., God)? Time alone</b>				
	Christian	Other Religion	None (calculated)	Total
No	75.2%	76.7%	74.5%	75.1%
Yes	24.8%	23.3%	25.5%	24.9%
	100.0%	100.0%	100.0%	100.0%
<b>Q24. [multi-select] Which of the following makes you feel closest to a higher power (e.g., God)? Time with family</b>				

	Christian	Other Religion	None (calculated)	Total
No	69.6%	62.5%	75.9%	71.3%
Yes	30.4%	37.5%	24.1%	28.7%
	100.0%	100.0%	100.0%	100.0%

**Q24. [multi-select] Which of the following makes you feel closest to a higher power (e.g., God)? Listening to music**

	Christian	Other Religion	None (calculated)	Total
No	77.5%	78.0%	77.6%	77.6%
Yes	22.5%	22.0%	22.4%	22.4%
	100.0%	100.0%	100.0%	100.0%

**Q24. [multi-select] Which of the following makes you feel closest to a higher power (e.g., God)? Nothing makes me feel close to a higher power**

	Christian	Other Religion	None (calculated)	Total
No	97.5%	94.0%	77.6%	90.3%
Yes	2.5%	6.0%	22.4%	9.7%
	100.0%	100.0%	100.0%	100.0%

**Q38. [single-select] I would be interested in going to church for the spiritual development of my kids even if it didn't meet my own religious/spiritual needs.**

	Christian	Other Religion	None (calculated)	Total
Strongly Disagree	2.9%	8.2%	21.2%	9.7%
Disagree	6.8%	7.8%	11.8%	8.6%
Neither Agree nor Disagree	22.3%	22.4%	31.3%	25.5%
Agree	39.1%	31.0%	24.2%	33.2%
Strongly Agree	29.0%	30.6%	11.5%	23.0%
	100.0%	100.0%	100.0%	100.0%

**Q40. [single-select] I plan on/am currently taking my kid(s) to church, Sunday school, youth group or other form of formal religious instruction.**

	Christian	Other Religion	None (calculated)	Total
Strongly Disagree	4.1%	9.5%	37.4%	16.2%
Disagree	10.4%	15.9%	21.8%	14.8%
Neither Agree nor Disagree	21.1%	19.0%	24.7%	22.2%
Agree	32.6%	30.2%	11.8%	25.1%

Strongly Agree	31.8%	25.4%	4.4%	21.7%
	100.0%	100.0%	100.0%	100.0%

**Q41. [single-select] It is important to me that my kids take part in traditional religious rites of passage (e.g., baptism, bar/bat mitzvah, confirmation, etc.)**

	Christian	Other Religion	None (calculated)	Total
Strongly Disagree	3.2%	7.3%	37.4%	15.5%
Disagree	8.4%	9.9%	20.6%	12.8%
Neither Agree nor Disagree	23.9%	22.0%	28.0%	25.2%
Agree	35.8%	36.6%	10.2%	26.9%
Strongly Agree	28.7%	24.1%	3.7%	19.6%
	100.0%	100.0%	100.0%	100.0%

**Q36. How important are each of the following to teach to your children/future children? | Religious faith**

	Christian	Other Religion	None (calculated)	Total
Not at all important	3.3%	9.9%	44.5%	18.3%
Slightly important	7.0%	6.5%	16.9%	10.4%
Moderately important	21.6%	21.1%	20.8%	21.3%
Very important	26.6%	25.9%	8.0%	20.0%
Extremely important	41.5%	36.6%	9.8%	30.0%
	100.0%	100.0%	100.0%	100.0%

**Q57. How important is it that your children do each of the following as adults? | Have similar religious beliefs as you**

	Christian	Other Religion	None (calculated)	Total
Not at all important	16.7%	18.5%	59.9%	32.0%
Slightly important	11.2%	9.1%	12.0%	11.3%
Moderately important	24.3%	17.7%	14.7%	20.5%
Very important	23.7%	22.4%	5.9%	17.3%
Extremely important	24.1%	32.3%	7.5%	18.9%
	100.0%	100.0%	100.0%	100.0%

**Q59. [single-select] How much does/will your own religious and spiritual beliefs inform the way you parent?**

	Christian	Other Religion	None (calculated)	Total
A great deal	32.9%	33.6%	10.0%	24.9%
Quite a bit	29.1%	28.9%	12.6%	23.3%

Somewhat	24.7%	22.0%	25.3%	24.7%
Very little	8.3%	9.1%	16.5%	11.2%
Not at all	5.0%	6.5%	35.5%	15.8%
	100.0%	100.0%	100.0%	100.0%

**Q61. [single-select] It is important to me that my kids feel connected to something transcendent or bigger than themselves.**

	Christian	Other Religion	None (calculated)	Total
Strongly Disagree	1.6%	3.9%	13.6%	6.0%
Disagree	2.8%	6.0%	12.7%	6.5%
Neither Agree nor Disagree	22.6%	15.9%	36.4%	27.0%
Agree	39.4%	46.1%	23.1%	34.2%
Strongly Agree	33.6%	28.0%	14.2%	26.4%
	100.0%	100.0%	100.0%	100.0%

**Q66. How helpful were each of the following in helping you navigate each of the events in the previous question? | Family**

	Christian	Other Religion	None (calculated)	Total
Not at all helpful	2.9%	3.1%	6.0%	3.9%
Not too helpful	7.7%	6.2%	12.0%	9.0%
Somewhat helpful	28.7%	27.1%	34.2%	30.5%
Extremely helpful	60.7%	63.6%	47.9%	56.5%
	100.0%	100.0%	100.0%	100.0%

**Q67. How helpful were each of the following in helping you navigate each of the events in the previous question? | Friends**

	Christian	Other Religion	None (calculated)	Total
Not at all helpful	3.9%	2.3%	6.2%	4.6%
Not too helpful	13.0%	7.7%	14.0%	12.9%
Somewhat helpful	40.2%	45.9%	41.5%	41.1%
Extremely helpful	42.9%	44.1%	38.4%	41.5%
	100.0%	100.0%	100.0%	100.0%

**Q68. How helpful were each of the following in helping you navigate each of the events in the previous question? | Spouse/Partner**

	Christian	Other Religion	None (calculated)	Total
Not at all helpful	5.5%	1.9%	9.0%	6.4%
Not too helpful	8.8%	3.7%	10.7%	9.0%
Somewhat helpful	25.0%	28.7%	25.5%	25.5%

Extremely helpful	60.7%	65.7%	54.8%	59.1%
	100.0%	100.0%	100.0%	100.0%

**Q69. How helpful were each of the following in helping you navigate each of the events in the previous question? | Mentor/Teacher**

	Christian	Other Religion	None (calculated)	Total
Not at all helpful	8.2%	7.5%	13.3%	9.6%
Not too helpful	19.7%	17.6%	26.1%	21.4%
Somewhat helpful	43.4%	41.2%	38.9%	41.8%
Extremely helpful	28.7%	33.7%	21.7%	27.1%
	100.0%	100.0%	100.0%	100.0%

**Q70. How helpful were each of the following in helping you navigate each of the events in the previous question? | Church community**

	Christian	Other Religion	None (calculated)	Total
Not at all helpful	7.9%	9.5%	26.3%	11.7%
Not too helpful	15.8%	16.1%	27.7%	18.2%
Somewhat helpful	39.8%	44.0%	27.1%	37.7%
Extremely helpful	36.5%	30.4%	18.8%	32.4%
	100.0%	100.0%	100.0%	100.0%

**Q71. How helpful were each of the following in helping you navigate each of the events in the previous question? | Caseworker**

	Christian	Other Religion	None (calculated)	Total
Not at all helpful	14.3%	6.6%	21.2%	15.1%
Not too helpful	23.9%	24.5%	24.9%	24.2%
Somewhat helpful	36.8%	38.4%	34.5%	36.4%
Extremely helpful	25.0%	30.5%	19.4%	24.2%
	100.0%	100.0%	100.0%	100.0%

**Q72. How helpful were each of the following in helping you navigate each of the events in the previous question? | Therapist**

	Christian	Other Religion	None (calculated)	Total
Not at all helpful	8.7%	6.0%	12.1%	9.4%
Not too helpful	17.1%	17.3%	16.9%	17.1%
Somewhat helpful	41.5%	40.5%	40.9%	41.2%
Extremely helpful	32.7%	36.3%	30.0%	32.3%
	100.0%	100.0%	100.0%	100.0%

<b>Q73. How helpful were each of the following in helping you navigate each of the events in the previous question?   Spiritual Director</b>				
	Christian	Other Religion	None (calculated)	Total
Not at all helpful	11.7%	9.7%	17.0%	12.6%
Not too helpful	16.9%	16.1%	23.5%	18.3%
Somewhat helpful	39.6%	32.9%	38.1%	38.5%
Extremely helpful	31.8%	41.3%	21.4%	30.6%
	100.0%	100.0%	100.0%	100.0%
<b>Q74. How helpful were each of the following in helping you navigate each of the events in the previous question?   Medium</b>				
	Christian	Other Religion	None (calculated)	Total
Not at all helpful	16.3%	8.9%	20.9%	16.4%
Not too helpful	25.7%	20.5%	27.7%	25.5%
Somewhat helpful	35.2%	43.2%	34.0%	36.0%
Extremely helpful	22.7%	27.4%	17.4%	22.1%
	100.0%	100.0%	100.0%	100.0%
<b>Q75. How helpful were each of the following in helping you navigate each of the events in the previous question?   Support group</b>				
	Christian	Other Religion	None (calculated)	Total
Not at all helpful	8.5%	5.7%	12.7%	9.3%
Not too helpful	15.9%	14.5%	20.2%	16.9%
Somewhat helpful	44.4%	39.0%	43.8%	43.6%
Extremely helpful	31.2%	40.9%	23.3%	30.2%
	100.0%	100.0%	100.0%	100.0%

Appendix 2: Objective 2-Understand if spiritual and/or religious identity impacts parenting decisions of YAPs.

<b>Q12. [single-select] In general, religion is a force for good in the world.</b>							
	Spiritual	Religious	Spiritual and Religious	Spiritual but not Religious	Religious but not Spiritual	Neither Spiritual or Religious	Total
Strongly Disagree	5.8%	0.7%	0.9%	5.8%	0.9%	12.9%	4.9%
Disagree	9.4%	2.2%	3.5%	19.9%	7.7%	15.9%	9.1%
Neither Agree nor Disagree	32.7%	13.3%	19.2%	37.8%	27.4%	44.7%	28.8%
Agree	31.5%	40.0%	40.4%	27.9%	46.2%	20.1%	33.0%
Strongly Agree	20.6%	43.9%	36.0%	8.6%	17.9%	6.4%	24.2%
	100.0%	100.0%	100.0%	100.0%	100.0%	100.0%	100.0%
<b>Q13. [matrix] Please indicate your level of trust for each of the following:   Religious institutions</b>							
	Spiritual	Religious	Spiritual and Religious	Spiritual but not Religious	Religious but not Spiritual	Neither Spiritual or Religious	Total
Do not trust at all	19.3%	3.8%	4.5%	24.6%	5.1%	32.0%	15.6%
Do not trust very much	30.7%	9.1%	17.4%	40.6%	26.5%	35.9%	25.6%
Trust somewhat	40.4%	56.9%	62.4%	32.6%	60.7%	30.2%	46.3%
Trust completely	9.6%	30.2%	15.7%	2.2%	7.7%	1.9%	12.5%
	100.0%	100.0%	100.0%	100.0%	100.0%	100.0%	100.0%
<b>Q14. [matrix] Please indicate your level of trust for each of the following:   A local church/congregation</b>							
	Spiritual	Religious	Spiritual and Religious	Spiritual but not Religious	Religious but not Spiritual	Neither Spiritual or Religious	Total
Do not trust at all	12.2%	3.2%	3.2%	16.0%	2.6%	21.5%	10.4%
Do not trust very much	25.7%	11.1%	14.1%	32.0%	19.7%	32.2%	22.1%
Trust somewhat	49.1%	50.1%	54.5%	44.5%	67.5%	42.0%	49.2%
Trust completely	12.9%	35.7%	28.2%	7.5%	10.3%	4.3%	18.2%
	100.0%	100.0%	100.0%	100.0%	100.0%	100.0%	100.0%
<b>Q15. [matrix] Please indicate your level of trust for each of the following:   A religious leader (e.g., pastor, priest, rabbi)</b>							
	Spiritual	Religious	Spiritual and Religious	Spiritual but not Religious	Religious but not Spiritual	Neither Spiritual or Religious	Total
Do not trust at all	17.6%	3.0%	5.1%	22.4%	6.0%	26.8%	14.0%
Do not trust very much	27.6%	12.8%	14.8%	34.8%	23.9%	33.9%	23.9%



Trust somewhat	44.7%	53.7%	58.4%	38.7%	61.5%	36.0%	47.7%
Trust completely	10.0%	30.5%	21.7%	4.1%	8.5%	3.2%	14.5%
	100.0%	100.0%	100.0%	100.0%	100.0%	100.0%	100.0%

**Q16. [matrix] Please indicate your level of trust for each of the following: | Religious people**

	Spiritual	Religious	Spiritual and Religious	Spiritual but not Religious	Religious but not Spiritual	Neither Spiritual or Religious	Total
Do not trust at all	10.7%	2.8%	2.9%	11.9%	3.4%	18.0%	8.8%
Do not trust very much	27.4%	12.3%	16.9%	41.4%	29.9%	36.2%	25.6%
Trust somewhat	54.1%	61.4%	68.2%	43.9%	62.4%	43.4%	55.6%
Trust completely	7.8%	23.5%	12.1%	2.8%	4.3%	2.4%	10.0%
	100.0%	100.0%	100.0%	100.0%	100.0%	100.0%	100.0%

**Q21. [multi-select] Which of the following do you do on a regular basis? Attend religious services**

	Spiritual	Religious	Spiritual and Religious	Spiritual but not Religious	Religious but not Spiritual	Neither Spiritual or Religious	Total
No	82.1%	57.2%	58.0%	89.5%	70.1%	95.0%	75.0%
Yes	17.9%	42.8%	42.0%	10.5%	29.9%	5.0%	25.0%
	100.0%	100.0%	100.0%	100.0%	100.0%	100.0%	100.0%

**Q21. [multi-select] Which of the following do you do on a regular basis? Pray**

	Spiritual	Religious	Spiritual and Religious	Spiritual but not Religious	Religious but not Spiritual	Neither Spiritual or Religious	Total
No	38.7%	21.2%	17.9%	59.1%	29.1%	70.1%	39.0%
Yes	61.3%	78.8%	82.1%	40.9%	70.9%	29.9%	61.0%
	100.0%	100.0%	100.0%	100.0%	100.0%	100.0%	100.0%

**Q21. [multi-select] Which of the following do you do on a regular basis? Meditate**

	Spiritual	Religious	Spiritual and Religious	Spiritual but not Religious	Religious but not Spiritual	Neither Spiritual or Religious	Total
No	50.3%	76.3%	62.9%	45.0%	77.8%	61.4%	60.8%
Yes	49.7%	23.7%	37.1%	55.0%	22.2%	38.6%	39.2%
	100.0%	100.0%	100.0%	100.0%	100.0%	100.0%	100.0%

**Q21. [multi-select] Which of the following do you do on a regular basis? Read sacred texts**

	Spiritual	Religious	Spiritual and Religious	Spiritual but not Religious	Religious but not Spiritual	Neither Spiritual or Religious	Total
--	-----------	-----------	-------------------------	-----------------------------	-----------------------------	--------------------------------	-------

No	79.8%	78.8%	72.8%	90.1%	86.3%	94.1%	82.3%
Yes	20.2%	21.2%	27.2%	9.9%	13.7%	5.9%	17.7%
	100.0%	100.0%	100.0%	100.0%	100.0%	100.0%	100.0%

**Q21. [multi-select] Which of the following do you do on a regular basis? Use crystals**

	Spiritual	Religious	Spiritual and Religious	Spiritual but not Religious	Religious but not Spiritual	Neither Spiritual or Religious	Total
No	78.3%	91.0%	91.1%	82.3%	99.1%	91.6%	87.5%
Yes	21.7%	9.0%	8.9%	17.7%	0.9%	8.4%	12.5%
	100.0%	100.0%	100.0%	100.0%	100.0%	100.0%	100.0%

**Q21. [multi-select] Which of the following do you do on a regular basis? Use tarot cards**

	Spiritual	Religious	Spiritual and Religious	Spiritual but not Religious	Religious but not Spiritual	Neither Spiritual or Religious	Total
No	83.5%	94.9%	91.1%	84.0%	96.6%	93.7%	90.0%
Yes	16.5%	5.1%	8.9%	16.0%	3.4%	6.3%	10.0%
	100.0%	100.0%	100.0%	100.0%	100.0%	100.0%	100.0%

**Q21. [multi-select] Which of the following do you do on a regular basis? Use mindfulness apps (e.g., Calm, Headspace)**

	Spiritual	Religious	Spiritual and Religious	Spiritual but not Religious	Religious but not Spiritual	Neither Spiritual or Religious	Total
No	65.2%	81.4%	71.4%	59.9%	80.3%	64.3%	69.5%
Yes	34.8%	18.6%	28.6%	40.1%	19.7%	35.7%	30.5%
	100.0%	100.0%	100.0%	100.0%	100.0%	100.0%	100.0%

**Q21. [multi-select] Which of the following do you do on a regular basis? Participate in online/metaverse religious communities (e.g., The Nearness)**

	Spiritual	Religious	Spiritual and Religious	Spiritual but not Religious	Religious but not Spiritual	Neither Spiritual or Religious	Total
No	92.2%	84.2%	89.0%	95.9%	93.2%	96.9%	91.3%
Yes	7.8%	15.8%	11.0%	4.1%	6.8%	3.1%	8.7%
	100.0%	100.0%	100.0%	100.0%	100.0%	100.0%	100.0%

**Q17. [single-select] Please indicate your level of agreement with the following statement: It is necessary to believe in God in order to be moral and have good values.**

	Spiritual	Religious	Spiritual and Religious	Spiritual but not Religious	Religious but not Spiritual	Neither Spiritual or Religious	Total
Strongly Disagree	21.9%	5.5%	7.8%	39.8%	8.5%	43.9%	21.6%

Disagree	20.8%	12.4%	20.6%	22.1%	18.8%	19.1%	18.9%
Neither Agree nor Disagree	20.2%	17.4%	24.3%	16.0%	31.6%	20.9%	20.6%
Agree	18.4%	32.2%	21.9%	14.1%	22.2%	10.9%	20.0%
Strongly Agree	18.7%	32.5%	25.3%	8.0%	18.8%	5.1%	18.9%
	100.0%	100.0%	100.0%	100.0%	100.0%	100.0%	100.0%

**Q18. [single-select] Which of the following comes closest to expressing what you believe about God:**

	Spiritual	Religious	Spiritual and Religious	Spiritual but not Religious	Religious but not Spiritual	Neither Spiritual or Religious	Total
I don't believe in God	4.3%	1.3%	1.0%	9.7%	0.9%	22.3%	7.1%
I don't know whether there is a God and I don't believe there is any way to find out	7.2%	2.5%	2.3%	12.2%	0.9%	22.8%	8.7%
I don't believe in a personal God, but I do believe in a Higher Power of some kind	19.4%	4.3%	5.7%	29.0%	5.1%	17.0%	13.6%
I find myself believing in God some of the time but not at others	8.4%	7.8%	7.1%	9.1%	19.7%	9.8%	8.8%
While I have doubts, I feel that I do believe in God	18.4%	17.4%	19.0%	16.0%	34.2%	13.7%	17.7%
I know God really exists and I have no doubts about it	42.4%	66.7%	64.8%	24.0%	39.3%	14.3%	44.2%
	100.0%	100.0%	100.0%	100.0%	100.0%	100.0%	100.0%

**Q19. [single-select] How often do you attend religious services?**

	Spiritual	Religious	Spiritual and Religious	Spiritual but not Religious	Religious but not Spiritual	Neither Spiritual or Religious	Total
at least once a week	12.8%	35.5%	26.9%	5.0%	6.8%	2.6%	17.1%
almost every week	7.7%	20.2%	14.8%	4.7%	11.1%	1.4%	10.2%
about once a month	10.2%	16.3%	18.0%	8.0%	16.2%	3.2%	11.7%
seldom	34.8%	22.1%	29.5%	37.8%	48.7%	30.1%	31.1%
never	34.5%	6.0%	10.8%	44.5%	17.1%	62.7%	29.9%
	100.0%	100.0%	100.0%	100.0%	100.0%	100.0%	100.0%

**Q20. [single-select] Do you imagine that you will be involved in a religious community/congregation five years from now either as a member or regular participant?**

	Spiritual	Religious	Spiritual and Religious	Spiritual but not Religious	Religious but not Spiritual	Neither Spiritual or Religious	Total
Yes	47.5%	81.4%	76.5%	30.4%	55.6%	14.6%	52.2%
No	52.5%	18.6%	23.5%	69.6%	44.4%	85.4%	47.8%
	100.0%	100.0%	100.0%	100.0%	100.0%	100.0%	100.0%

**Q22. [single-select] In your 20s did you/have you become...**

	Spiritual	Religious	Spiritual and Religious	Spiritual but not Religious	Religious but not Spiritual	Neither Spiritual or Religious	Total
More religious	28.1%	48.4%	39.1%	12.7%	12.0%	5.9%	27.6%
Less religious	28.1%	18.4%	18.9%	35.4%	26.5%	26.5%	24.7%
Stayed about the same	33.4%	32.0%	40.1%	32.9%	56.4%	35.7%	35.9%
I was never religious	10.5%	1.2%	1.9%	19.1%	5.1%	31.8%	11.8%
	100.0%	100.0%	100.0%	100.0%	100.0%	100.0%	100.0%

**Q24. [multi-select] Which of the following makes you feel closest to a higher power (e.g., God)?**

**Attending a religious service**

	Spiritual	Religious	Spiritual and Religious	Spiritual but not Religious	Religious but not Spiritual	Neither Spiritual or Religious	Total
No	87.3%	59.2%	68.2%	91.7%	73.5%	92.6%	78.7%
Yes	12.7%	40.8%	31.8%	8.3%	26.5%	7.4%	21.3%
	100.0%	100.0%	100.0%	100.0%	100.0%	100.0%	100.0%

**Q24. [multi-select] Which of the following makes you feel closest to a higher power (e.g., God)?**

**Individual prayer/meditation**

	Spiritual	Religious	Spiritual and Religious	Spiritual but not Religious	Religious but not Spiritual	Neither Spiritual or Religious	Total
No	56.0%	57.7%	43.8%	69.6%	63.2%	82.3%	60.7%
Yes	44.0%	42.3%	56.3%	30.4%	36.8%	17.7%	39.3%
	100.0%	100.0%	100.0%	100.0%	100.0%	100.0%	100.0%

**Q24. [multi-select] Which of the following makes you feel closest to a higher power (e.g., God)?**

**Being in nature**

	Spiritual	Religious	Spiritual and Religious	Spiritual but not Religious	Religious but not Spiritual	Neither Spiritual or Religious	Total
No	58.0%	79.6%	74.3%	50.0%	68.4%	73.8%	68.4%
Yes	42.0%	20.4%	25.7%	50.0%	31.6%	26.2%	31.6%
	100.0%	100.0%	100.0%	100.0%	100.0%	100.0%	100.0%

<b>Q24. [multi-select] Which of the following makes you feel closest to a higher power (e.g., God)?</b>							
<b>Acts of service</b>							
	Spiritual	Religious	Spiritual and Religious	Spiritual but not Religious	Religious but not Spiritual	Neither Spiritual or Religious	Total
No	81.2%	76.0%	81.8%	82.0%	82.1%	88.6%	81.9%
Yes	18.8%	24.0%	18.2%	18.0%	17.9%	11.4%	18.1%
	100.0%	100.0%	100.0%	100.0%	100.0%	100.0%	100.0%
<b>Q24. [multi-select] Which of the following makes you feel closest to a higher power (e.g., God)?</b>							
<b>Reading sacred texts</b>							
	Spiritual	Religious	Spiritual and Religious	Spiritual but not Religious	Religious but not Spiritual	Neither Spiritual or Religious	Total
No	90.4%	84.4%	84.0%	94.5%	95.7%	98.1%	90.0%
Yes	9.6%	15.6%	16.0%	5.5%	4.3%	1.9%	10.0%
	100.0%	100.0%	100.0%	100.0%	100.0%	100.0%	100.0%
<b>Q24. [multi-select] Which of the following makes you feel closest to a higher power (e.g., God)?</b>							
<b>Deep conversations</b>							
	Spiritual	Religious	Spiritual and Religious	Spiritual but not Religious	Religious but not Spiritual	Neither Spiritual or Religious	Total
No	78.5%	85.6%	82.3%	74.9%	88.9%	88.6%	82.7%
Yes	21.5%	14.4%	17.7%	25.1%	11.1%	11.4%	17.3%
	100.0%	100.0%	100.0%	100.0%	100.0%	100.0%	100.0%
<b>Q24. [multi-select] Which of the following makes you feel closest to a higher power (e.g., God)?</b>							
<b>Listening to religious teaching (e.g. sermons)</b>							
	Spiritual	Religious	Spiritual and Religious	Spiritual but not Religious	Religious but not Spiritual	Neither Spiritual or Religious	Total
No	86.9%	74.0%	75.9%	89.8%	87.2%	96.5%	84.2%
Yes	13.1%	26.0%	24.1%	10.2%	12.8%	3.5%	15.8%
	100.0%	100.0%	100.0%	100.0%	100.0%	100.0%	100.0%
<b>Q24. [multi-select] Which of the following makes you feel closest to a higher power (e.g., God)?</b>							
<b>Time alone</b>							
	Spiritual	Religious	Spiritual and Religious	Spiritual but not Religious	Religious but not Spiritual	Neither Spiritual or Religious	Total
No	70.7%	77.4%	75.0%	74.3%	76.9%	78.1%	75.1%
Yes	29.3%	22.6%	25.0%	25.7%	23.1%	21.9%	24.9%
	100.0%	100.0%	100.0%	100.0%	100.0%	100.0%	100.0%

<b>Q24. [multi-select] Which of the following makes you feel closest to a higher power (e.g., God)?</b>							
<b>Time with family</b>							
	Spiritual	Religious	Spiritual and Religious	Spiritual but not Religious	Religious but not Spiritual	Neither Spiritual or Religious	Total
No	73.7%	66.3%	70.3%	73.5%	60.7%	74.9%	71.3%
Yes	26.3%	33.7%	29.7%	26.5%	39.3%	25.1%	28.7%
	100.0%	100.0%	100.0%	100.0%	100.0%	100.0%	100.0%
<b>Q24. [multi-select] Which of the following makes you feel closest to a higher power (e.g., God)?</b>							
<b>Listening to music</b>							
	Spiritual	Religious	Spiritual and Religious	Spiritual but not Religious	Religious but not Spiritual	Neither Spiritual or Religious	Total
No	74.7%	79.4%	77.6%	75.4%	72.6%	81.4%	77.6%
Yes	25.3%	20.6%	22.4%	24.6%	27.4%	18.6%	22.4%
	100.0%	100.0%	100.0%	100.0%	100.0%	100.0%	100.0%
<b>Q24. [multi-select] Which of the following makes you feel closest to a higher power (e.g., God)?</b>							
<b>Nothing makes me feel close to a higher power</b>							
	Spiritual	Religious	Spiritual and Religious	Spiritual but not Religious	Religious but not Spiritual	Neither Spiritual or Religious	Total
No	94.8%	98.2%	98.1%	90.6%	95.7%	67.4%	90.3%
Yes	5.2%	1.8%	1.9%	9.4%	4.3%	32.6%	9.7%
	100.0%	100.0%	100.0%	100.0%	100.0%	100.0%	100.0%
<b>Q38. [single-select] I would be interested in going to church for the spiritual development of my kids even if it didn't meet my own religious/spiritual needs.</b>							
	Spiritual	Religious	Spiritual and Religious	Spiritual but not Religious	Religious but not Spiritual	Neither Spiritual or Religious	Total
Strongly Disagree	10.6%	3.6%	2.5%	13.3%	4.3%	21.5%	9.7%
Disagree	9.5%	6.1%	6.0%	8.8%	8.5%	12.7%	8.6%
Neither Agree nor Disagree	24.6%	19.9%	22.2%	27.3%	35.0%	32.6%	25.5%
Agree	30.5%	37.8%	38.5%	37.3%	35.0%	23.5%	33.2%
Strongly Agree	24.8%	32.5%	30.8%	13.3%	17.1%	9.6%	23.0%
	100.0%	100.0%	100.0%	100.0%	100.0%	100.0%	100.0%
<b>Q40. [single-select] I plan on/am currently taking my kid(s) to church, Sunday school, youth group or other form of formal religious instruction.</b>							

	Spiritual	Religious	Spiritual and Religious	Spiritual but not Religious	Religious but not Spiritual	Neither Spiritual or Religious	Total
Strongly Disagree	19.0%	1.5%	3.2%	28.7%	6.8%	35.9%	16.2%
Disagree	18.7%	6.6%	9.0%	18.5%	15.4%	22.5%	14.8%
Neither Agree nor Disagree	22.4%	16.7%	20.5%	27.1%	32.5%	24.4%	22.2%
Agree	22.3%	36.7%	32.8%	16.0%	27.4%	13.5%	25.1%
Strongly Agree	17.6%	38.5%	34.4%	9.7%	17.9%	3.7%	21.7%
	100.0%	100.0%	100.0%	100.0%	100.0%	100.0%	100.0%

**Q41. [single-select] It is important to me that my kids take part in traditional religious rites of passage (e.g., baptism, bar/bat mitzvah, confirmation, etc.)**

	Spiritual	Religious	Spiritual and Religious	Spiritual but not Religious	Religious but not Spiritual	Neither Spiritual or Religious	Total
Strongly Disagree	18.4%	1.3%	1.9%	28.5%	3.4%	35.7%	15.5%
Disagree	17.7%	4.6%	6.4%	16.9%	13.7%	19.6%	12.8%
Neither Agree nor Disagree	28.1%	17.1%	24.3%	27.3%	37.6%	27.2%	25.2%
Agree	21.6%	40.6%	34.4%	20.7%	29.9%	14.5%	26.9%
Strongly Agree	14.2%	36.3%	33.0%	6.6%	15.4%	3.1%	19.6%
	100.0%	100.0%	100.0%	100.0%	100.0%	100.0%	100.0%

**Q36. [matrix] How important are each of the following to teach to your children/future children? | Religious faith**

	Spiritual	Religious	Spiritual and Religious	Spiritual but not Religious	Religious but not Spiritual	Neither Spiritual or Religious	Total
Not at all important	20.8%	1.0%	1.3%	33.4%	3.4%	44.9%	18.3%
Slightly important	11.4%	2.0%	3.8%	20.4%	10.3%	19.0%	10.4%
Moderately important	24.6%	14.8%	21.9%	22.4%	32.5%	20.3%	21.3%
Very important	18.4%	26.5%	29.2%	13.3%	30.8%	7.2%	20.0%
Extremely important	24.8%	55.7%	43.8%	10.5%	23.1%	8.7%	30.0%
	100.0%	100.0%	100.0%	100.0%	100.0%	100.0%	100.0%

**Q57. [matrix] How important is it that your children do each of the following as adults? | Have similar religious beliefs as you**

	Spiritual	Religious	Spiritual and Religious	Spiritual but not Religious	Religious but not Spiritual	Neither Spiritual or Religious	Total
Not at all important	36.0%	7.6%	13.5%	51.1%	25.6%	61.6%	32.0%
Slightly important	11.7%	7.8%	12.1%	13.3%	14.5%	11.7%	11.3%
Moderately important	20.1%	21.4%	25.4%	15.2%	28.2%	16.1%	20.5%

Very important	14.9%	30.3%	22.4%	12.2%	15.4%	5.5%	17.3%
Extremely important	17.3%	32.8%	26.6%	8.3%	16.2%	5.1%	18.9%
	100.0%	100.0%	100.0%	100.0%	100.0%	100.0%	100.0%

**Q59. [single-select] How much does/will your own religious and spiritual beliefs inform the way you parent?**

	Spiritual	Religious	Spiritual and Religious	Spiritual but not Religious	Religious but not Spiritual	Neither Spiritual or Religious	Total
A great deal	24.1%	41.5%	37.8%	11.0%	14.5%	5.8%	24.9%
Quite a bit	23.1%	31.7%	30.4%	24.6%	24.8%	6.6%	23.3%
Somewhat	27.1%	20.1%	25.0%	27.1%	35.9%	22.7%	24.7%
Very little	12.4%	5.3%	3.6%	18.0%	9.4%	20.4%	11.2%
Not at all	13.3%	1.5%	3.2%	19.3%	15.4%	44.5%	15.8%
	100.0%	100.0%	100.0%	100.0%	100.0%	100.0%	100.0%

**Q61. [single-select] It is important to me that my kids feel connected to something transcendent or bigger than themselves.**

	Spiritual	Religious	Spiritual and Religious	Spiritual but not Religious	Religious but not Spiritual	Neither Spiritual or Religious	Total
Strongly Disagree	4.8%	2.3%	0.9%	6.9%	1.7%	16.7%	6.0%
Disagree	5.9%	2.8%	2.3%	10.8%	3.4%	13.7%	6.5%
Neither Agree nor Disagree	28.3%	16.9%	18.9%	29.8%	33.3%	41.2%	27.0%
Agree	33.4%	39.6%	41.7%	32.6%	41.0%	21.1%	34.2%
Strongly Agree	27.5%	38.3%	36.2%	19.9%	20.5%	7.4%	26.4%
	100.0%	100.0%	100.0%	100.0%	100.0%	100.0%	100.0%

**Q23. [single-select] In the your 20s did you/have you become...**

	Spiritual	Religious	Spiritual and Religious	Spiritual but not Religious	Religious but not Spiritual	Neither Spiritual or Religious	Total
More spiritual	55.4%	38.6%	43.9%	46.7%	8.5%	7.6%	37.3%
Less spiritual	13.8%	15.4%	15.1%	12.4%	20.5%	17.5%	15.2%
Stayed about the same	29.0%	38.5%	40.1%	37.8%	54.7%	40.8%	37.6%
I was never spiritual	1.8%	7.5%	0.9%	3.0%	16.2%	34.1%	9.8%
	100.0%	100.0%	100.0%	100.0%	100.0%	100.0%	100.0%

**Q25. [matrix] How important are each of the following to teach to your children/future children? | Being responsible**



	Spiritual	Religious	Spiritual and Religious	Spiritual but not Religious	Religious but not Spiritual	Neither Spiritual or Religious	Total
Not at all important	0.7%	0.8%	0.4%			1.3%	0.7%
Slightly important	0.8%	1.8%	2.5%	2.5%	0.9%	1.6%	1.7%
Moderately important	3.6%	7.0%	4.4%	4.1%	6.0%	4.3%	4.7%
Very important	18.7%	20.4%	14.8%	17.1%	23.1%	19.0%	18.2%
Extremely important	76.2%	70.0%	77.9%	76.2%	70.1%	73.8%	74.7%
	100.0%	100.0%	100.0%	100.0%	100.0%	100.0%	100.0%

**Q26. [matrix] How important are each of the following to teach to your children/future children? | Being well-mannered**

	Spiritual	Religious	Spiritual and Religious	Spiritual but not Religious	Religious but not Spiritual	Neither Spiritual or Religious	Total
Not at all important	1.0%	0.8%	0.3%			0.3%	0.5%
Slightly important	1.8%	1.5%	1.7%	1.9%	1.7%	1.6%	1.7%
Moderately important	5.1%	6.3%	6.0%	11.0%	6.8%	5.9%	6.4%
Very important	25.4%	27.4%	24.9%	22.1%	24.8%	27.5%	25.7%
Extremely important	66.7%	64.0%	67.2%	64.9%	66.7%	64.6%	65.7%
	100.0%	100.0%	100.0%	100.0%	100.0%	100.0%	100.0%

**Q27. [matrix] How important are each of the following to teach to your children/future children? | Curiosity**

	Spiritual	Religious	Spiritual and Religious	Spiritual but not Religious	Religious but not Spiritual	Neither Spiritual or Religious	Total
Not at all important	1.7%	1.0%	1.0%		0.9%	0.3%	0.9%
Slightly important	3.4%	5.0%	3.9%	1.4%	10.3%	3.5%	3.9%
Moderately important	21.9%	24.7%	20.1%	14.1%	29.1%	19.1%	20.8%
Very important	32.3%	37.0%	36.3%	37.8%	38.5%	34.2%	35.4%
Extremely important	40.7%	32.3%	38.7%	46.7%	21.4%	42.8%	39.0%
	100.0%	100.0%	100.0%	100.0%	100.0%	100.0%	100.0%

**Q28. [matrix] How important are each of the following to teach to your children/future children? | Creativity**

	Spiritual	Religious	Spiritual and Religious	Spiritual but not Religious	Religious but not Spiritual	Neither Spiritual or Religious	Total
Not at all important	1.1%	0.7%	0.6%			0.5%	0.6%
Slightly important	2.1%	2.7%	2.2%	1.7%	2.6%	1.8%	2.1%
Moderately important	11.1%	15.6%	12.6%	10.5%	18.8%	11.3%	12.6%
Very important	27.2%	35.0%	29.9%	28.2%	39.3%	33.1%	31.1%

Extremely important	58.5%	46.1%	54.7%	59.7%	39.3%	53.4%	53.6%
	100.0%	100.0%	100.0%	100.0%	100.0%	100.0%	100.0%

**Q29. [matrix] How important are each of the following to teach to your children/future children? | Empathy**

	Spiritual	Religious	Spiritual and Religious	Spiritual but not Religious	Religious but not Spiritual	Neither Spiritual or Religious	Total
Not at all important	0.8%	0.5%	1.2%	0.6%		0.8%	0.8%
Slightly important	1.9%	2.7%	1.5%	1.9%	1.7%	2.1%	2.0%
Moderately important	6.5%	9.8%	9.4%	9.7%	10.3%	8.8%	8.8%
Very important	24.2%	35.3%	26.9%	24.3%	31.6%	30.5%	28.5%
Extremely important	66.6%	51.7%	61.0%	63.5%	56.4%	57.7%	60.0%
	100.0%	100.0%	100.0%	100.0%	100.0%	100.0%	100.0%

**Q30. [matrix] How important are each of the following to teach to your children/future children? | Hard work**

	Spiritual	Religious	Spiritual and Religious	Spiritual but not Religious	Religious but not Spiritual	Neither Spiritual or Religious	Total
Not at all important	0.8%	0.5%		0.3%		0.3%	0.4%
Slightly important	0.7%	1.3%	1.6%	1.4%	1.7%	1.4%	1.3%
Moderately important	5.9%	7.0%	6.8%	7.5%	6.0%	5.3%	6.4%
Very important	24.2%	24.5%	23.4%	25.7%	17.9%	24.8%	24.1%
Extremely important	68.4%	66.7%	68.2%	65.2%	74.4%	68.2%	67.8%
	100.0%	100.0%	100.0%	100.0%	100.0%	100.0%	100.0%

**Q31. [matrix] How important are each of the following to teach to your children/future children? | Helping others**

	Spiritual	Religious	Spiritual and Religious	Spiritual but not Religious	Religious but not Spiritual	Neither Spiritual or Religious	Total
Not at all important	0.6%	0.3%	0.1%	0.3%		0.2%	0.3%
Slightly important	1.2%	1.8%	1.3%	1.1%	2.6%	1.0%	1.3%
Moderately important	8.0%	8.0%	9.2%	10.5%	9.4%	10.6%	9.1%
Very important	24.8%	28.9%	24.9%	26.2%	25.6%	29.9%	26.8%
Extremely important	65.5%	61.0%	64.5%	61.9%	62.4%	58.4%	62.5%
	100.0%	100.0%	100.0%	100.0%	100.0%	100.0%	100.0%

**Q32. [matrix] How important are each of the following to teach to your children/future children? | Independence**

	Spiritual	Religious	Spiritual and Religious	Spiritual but not Religious	Religious but not Spiritual	Neither Spiritual or Religious	Total
Not at all important	1.1%	0.7%	0.4%			0.2%	0.5%
Slightly important	1.1%	2.2%	1.9%	1.9%	1.7%	0.8%	1.5%
Moderately important	9.2%	10.8%	11.3%	10.2%	8.5%	9.2%	10.1%
Very important	30.7%	34.7%	31.7%	30.9%	35.9%	31.7%	32.1%
Extremely important	57.9%	51.7%	54.7%	56.9%	53.8%	58.2%	55.8%
	100.0%	100.0%	100.0%	100.0%	100.0%	100.0%	100.0%

**Q33. [matrix] How important are each of the following to teach to your children/future children? | Obedience**

	Spiritual	Religious	Spiritual and Religious	Spiritual but not Religious	Religious but not Spiritual	Neither Spiritual or Religious	Total
Not at all important	2.5%	1.8%	1.0%	4.4%	2.6%	4.0%	2.6%
Slightly important	7.4%	3.6%	4.5%	9.4%	4.3%	10.0%	6.7%
Moderately important	24.5%	14.6%	17.3%	28.7%	17.1%	29.9%	22.3%
Very important	23.8%	35.7%	31.8%	26.5%	32.5%	24.9%	28.7%
Extremely important	41.8%	44.3%	45.3%	30.9%	43.6%	31.2%	39.8%
	100.0%	100.0%	100.0%	100.0%	100.0%	100.0%	100.0%

**Q34. [matrix] How important are each of the following to teach to your children/future children? | Persistence**

	Spiritual	Religious	Spiritual and Religious	Spiritual but not Religious	Religious but not Spiritual	Neither Spiritual or Religious	Total
Not at all important	0.7%	0.7%	0.4%	0.3%		0.5%	0.5%
Slightly important	1.0%	3.0%	2.0%	1.1%	0.9%	2.7%	2.0%
Moderately important	12.7%	15.6%	13.7%	14.6%	23.9%	15.0%	14.6%
Very important	37.7%	35.2%	32.7%	31.8%	34.2%	37.8%	35.3%
Extremely important	48.0%	45.6%	51.2%	52.2%	41.0%	44.1%	47.7%
	100.0%	100.0%	100.0%	100.0%	100.0%	100.0%	100.0%

**Q35. [matrix] How important are each of the following to teach to your children/future children? | Tolerance**

	Spiritual	Religious	Spiritual and Religious	Spiritual but not Religious	Religious but not Spiritual	Neither Spiritual or Religious	Total
Not at all important	1.2%	1.7%	0.4%	0.3%	0.9%	0.6%	0.9%
Slightly important	3.6%	3.6%	4.5%	2.5%	3.4%	3.1%	3.6%
Moderately important	17.7%	15.3%	18.5%	19.9%	17.9%	16.6%	17.4%
Very important	33.4%	38.0%	34.3%	30.7%	32.5%	33.6%	34.2%

Extremely important	44.0%	41.5%	42.3%	46.7%	45.3%	46.1%	43.9%
	100.0%	100.0%	100.0%	100.0%	100.0%	100.0%	100.0%

**Q37. [matrix] How important are each of the following to teach to your children/future children? | Sense of spirituality**

	Spiritual	Religious	Spiritual and Religious	Spiritual but not Religious	Religious but not Spiritual	Neither Spiritual or Religious	Total
Not at all important	5.0%	3.2%	1.3%	6.9%	12.0%	39.1%	11.1%
Slightly important	8.8%	4.5%	2.8%	16.6%	16.2%	17.4%	9.5%
Moderately important	16.5%	24.4%	20.6%	27.6%	34.2%	25.9%	22.8%
Very important	28.5%	30.5%	32.1%	24.9%	20.5%	10.3%	25.3%
Extremely important	41.3%	37.5%	43.2%	24.0%	17.1%	7.4%	31.3%
	100.0%	100.0%	100.0%	100.0%	100.0%	100.0%	100.0%

**Q42. [matrix] How worried are you about each of the following happening to any of your children at some point? | Being bullied**

	Spiritual	Religious	Spiritual and Religious	Spiritual but not Religious	Religious but not Spiritual	Neither Spiritual or Religious	Total
Not worried at all	14.6%	9.8%	9.0%	9.7%	11.1%	11.7%	11.2%
A little worried	17.7%	17.2%	17.6%	19.1%	14.5%	15.6%	17.2%
Somewhat worried	37.1%	32.7%	37.4%	42.0%	41.0%	37.0%	37.0%
Extremely worried	30.5%	40.3%	36.0%	29.3%	33.3%	35.7%	34.6%
	100.0%	100.0%	100.0%	100.0%	100.0%	100.0%	100.0%

**Q43. [matrix] How worried are you about each of the following happening to any of your children at some point? | Being kidnapped/abducted**

	Spiritual	Religious	Spiritual and Religious	Spiritual but not Religious	Religious but not Spiritual	Neither Spiritual or Religious	Total
Not worried at all	15.5%	12.6%	11.8%	11.3%	7.7%	14.1%	13.1%
A little worried	20.8%	18.6%	20.2%	23.8%	20.5%	21.4%	20.7%
Somewhat worried	26.7%	28.2%	27.2%	28.7%	25.6%	27.8%	27.5%
Extremely worried	37.0%	40.6%	40.8%	36.2%	46.2%	36.7%	38.7%
	100.0%	100.0%	100.0%	100.0%	100.0%	100.0%	100.0%

**Q44. [matrix] How worried are you about each of the following happening to any of your children at some point? | Getting beaten up**

	Spiritual	Religious	Spiritual and Religious	Spiritual but not Religious	Religious but not Spiritual	Neither Spiritual or Religious	Total
Not worried at all	21.6%	14.3%	15.1%	19.1%	15.4%	18.6%	17.6%
A little worried	24.2%	24.4%	24.4%	26.8%	15.4%	22.5%	23.9%

Somewhat worried	28.1%	29.5%	30.4%	30.1%	30.8%	33.3%	30.2%
Extremely worried	26.1%	31.8%	30.1%	24.0%	38.5%	25.6%	28.2%
	100.0%	100.0%	100.0%	100.0%	100.0%	100.0%	100.0%

**Q45. [matrix] How worried are you about each of the following happening to any of your children at some point? | Getting pregnant/getting someone pregnant as a teen**

	Spiritual	Religious	Spiritual and Religious	Spiritual but not Religious	Religious but not Spiritual	Neither Spiritual or Religious	Total
Not worried at all	30.0%	23.9%	23.7%	29.0%	23.9%	27.0%	26.5%
A little worried	21.5%	21.2%	20.8%	24.3%	17.9%	24.1%	22.0%
Somewhat worried	24.9%	25.4%	29.7%	25.1%	26.5%	26.0%	26.4%
Extremely worried	23.7%	29.5%	25.9%	21.5%	31.6%	22.8%	25.2%
	100.0%	100.0%	100.0%	100.0%	100.0%	100.0%	100.0%

**Q46. [matrix] How worried are you about each of the following happening to any of your children at some point? | Getting shot**

	Spiritual	Religious	Spiritual and Religious	Spiritual but not Religious	Religious but not Spiritual	Neither Spiritual or Religious	Total
Not worried at all	24.3%	20.4%	21.1%	24.3%	16.2%	24.1%	22.5%
A little worried	24.6%	22.1%	23.1%	25.4%	26.5%	24.1%	23.9%
Somewhat worried	21.5%	23.4%	21.7%	23.2%	23.9%	21.4%	22.2%
Extremely worried	29.6%	34.2%	34.2%	27.1%	33.3%	30.4%	31.5%
	100.0%	100.0%	100.0%	100.0%	100.0%	100.0%	100.0%

**Q47. [matrix] How worried are you about each of the following happening to any of your children at some point? | Getting in trouble with the police**

	Spiritual	Religious	Spiritual and Religious	Spiritual but not Religious	Religious but not Spiritual	Neither Spiritual or Religious	Total
Not worried at all	29.7%	25.2%	29.4%	27.3%	20.5%	32.6%	28.7%
A little worried	23.9%	21.6%	21.9%	28.7%	25.6%	27.5%	24.4%
Somewhat worried	22.8%	22.7%	22.2%	22.4%	17.1%	19.0%	21.6%
Extremely worried	23.5%	30.5%	26.5%	21.5%	36.8%	20.9%	25.3%
	100.0%	100.0%	100.0%	100.0%	100.0%	100.0%	100.0%

**Q48. [matrix] How worried are you about each of the following happening to any of your children at some point? | Losing faith/religion**

	Spiritual	Religious	Spiritual and Religious	Spiritual but not Religious	Religious but not Spiritual	Neither Spiritual or Religious	Total
Not worried at all	44.7%	20.6%	22.7%	55.5%	29.9%	69.9%	40.9%
A little worried	19.0%	22.1%	23.8%	19.3%	23.9%	14.8%	20.0%

Somewhat worried	20.4%	27.7%	25.9%	16.0%	28.2%	9.3%	20.6%
Extremely worried	16.0%	29.7%	27.6%	9.1%	17.9%	5.9%	18.5%
	100.0%	100.0%	100.0%	100.0%	100.0%	100.0%	100.0%

**Q49. [matrix] How worried are you about each of the following happening to any of your children at some point? | Having problems with drugs or alcohol**

	Spiritual	Religious	Spiritual and Religious	Spiritual but not Religious	Religious but not Spiritual	Neither Spiritual or Religious	Total
Not worried at all	25.2%	21.7%	22.8%	22.1%	18.8%	28.1%	24.0%
A little worried	22.3%	19.1%	22.5%	21.8%	23.9%	24.8%	22.2%
Somewhat worried	23.5%	25.7%	23.1%	29.0%	23.1%	22.8%	24.3%
Extremely worried	29.0%	33.5%	31.5%	27.1%	34.2%	24.3%	29.5%
	100.0%	100.0%	100.0%	100.0%	100.0%	100.0%	100.0%

**Q50. [matrix] How worried are you about each of the following happening to any of your children at some point? | Exposure to harmful content online**

	Spiritual	Religious	Spiritual and Religious	Spiritual but not Religious	Religious but not Spiritual	Neither Spiritual or Religious	Total
Not worried at all	14.2%	12.4%	10.8%	13.0%	6.0%	16.9%	13.2%
A little worried	18.3%	17.1%	14.7%	19.6%	17.1%	21.4%	18.0%
Somewhat worried	27.5%	27.7%	31.8%	30.7%	31.6%	29.9%	29.5%
Extremely worried	40.0%	42.8%	42.7%	36.7%	45.3%	31.8%	39.3%
	100.0%	100.0%	100.0%	100.0%	100.0%	100.0%	100.0%

**Q51. [matrix] How important is it that your children do each of the following as adults? | Be financially independent**

	Spiritual	Religious	Spiritual and Religious	Spiritual but not Religious	Religious but not Spiritual	Neither Spiritual or Religious	Total
Not at all important	0.8%	0.8%	0.1%	0.3%	0.9%	0.5%	0.5%
Slightly important	1.0%	3.0%	1.2%	3.0%	1.7%	1.3%	1.7%
Moderately important	5.6%	8.3%	6.0%	7.5%	7.7%	7.9%	7.0%
Very important	30.0%	27.4%	27.3%	25.7%	29.9%	27.0%	27.8%
Extremely important	62.6%	60.5%	65.4%	63.5%	59.8%	63.3%	63.0%
	100.0%	100.0%	100.0%	100.0%	100.0%	100.0%	100.0%

**Q52. [matrix] How important is it that your children do each of the following as adults? | Have jobs/careers they enjoy**

	Spiritual	Religious	Spiritual and Religious	Spiritual but not Religious	Religious but not Spiritual	Neither Spiritual or Religious	Total
--	-----------	-----------	-------------------------	-----------------------------	-----------------------------	--------------------------------	-------

Not at all important	0.3%	1.0%	0.3%		0.9%	0.5%	0.4%
Slightly important	1.4%	1.8%	1.3%	1.4%	3.4%	1.3%	1.5%
Moderately important	7.0%	10.9%	7.8%	6.9%	7.7%	6.6%	7.9%
Very important	26.5%	25.2%	25.6%	27.1%	29.1%	25.7%	26.1%
Extremely important	64.8%	61.0%	65.0%	64.6%	59.0%	65.9%	64.1%
	100.0%	100.0%	100.0%	100.0%	100.0%	100.0%	100.0%

**Q53. [matrix] How important is it that your children do each of the following as adults? | Earn a college degree**

	Spiritual	Religious	Spiritual and Religious	Spiritual but not Religious	Religious but not Spiritual	Neither Spiritual or Religious	Total
Not at all important	10.0%	6.6%	5.4%	11.0%	8.5%	9.6%	8.3%
Slightly important	11.7%	6.0%	11.6%	14.1%	11.1%	13.3%	11.2%
Moderately important	29.2%	22.6%	25.9%	36.2%	21.4%	33.8%	28.6%
Very important	21.2%	27.4%	23.5%	16.9%	27.4%	16.6%	21.7%
Extremely important	27.9%	37.5%	33.6%	21.8%	31.6%	26.7%	30.2%
	100.0%	100.0%	100.0%	100.0%	100.0%	100.0%	100.0%

**Q54. [matrix] How important is it that your children do each of the following as adults? | Get married**

	Spiritual	Religious	Spiritual and Religious	Spiritual but not Religious	Religious but not Spiritual	Neither Spiritual or Religious	Total
Not at all important	20.4%	9.1%	10.8%	27.6%	11.1%	26.5%	17.8%
Slightly important	14.4%	8.8%	14.1%	19.9%	17.1%	16.4%	14.4%
Moderately important	29.4%	27.9%	32.3%	26.2%	31.6%	33.4%	30.3%
Very important	17.1%	25.9%	22.5%	12.2%	19.7%	11.3%	18.3%
Extremely important	18.7%	28.4%	20.3%	14.1%	20.5%	12.4%	19.2%
	100.0%	100.0%	100.0%	100.0%	100.0%	100.0%	100.0%

**Q55. [matrix] How important is it that your children do each of the following as adults? | Have children**

	Spiritual	Religious	Spiritual and Religious	Spiritual but not Religious	Religious but not Spiritual	Neither Spiritual or Religious	Total
Not at all important	19.5%	8.5%	12.4%	27.6%	9.4%	27.8%	18.0%
Slightly important	13.6%	10.3%	13.1%	16.6%	15.4%	17.4%	14.0%
Moderately important	31.4%	26.9%	31.8%	29.3%	35.0%	31.0%	30.4%
Very important	17.5%	27.2%	21.4%	12.4%	20.5%	10.9%	18.4%
Extremely important	18.0%	27.2%	21.4%	14.1%	19.7%	12.9%	19.1%
	100.0%	100.0%	100.0%	100.0%	100.0%	100.0%	100.0%

<b>Q56. [matrix] How important is it that your children do each of the following as adults?   Are faithful/religious</b>							
	Spiritual	Religious	Spiritual and Religious	Spiritual but not Religious	Religious but not Spiritual	Neither Spiritual or Religious	Total
Not at all important	24.1%	2.3%	3.1%	42.8%	11.1%	56.6%	23.4%
Slightly important	12.5%	5.5%	8.3%	14.9%	15.4%	12.7%	10.6%
Moderately important	20.9%	19.1%	19.5%	22.9%	28.2%	18.5%	20.3%
Very important	19.5%	27.9%	30.8%	8.3%	23.1%	5.1%	19.6%
Extremely important	23.0%	45.3%	38.4%	11.0%	22.2%	7.1%	26.1%
	100.0%	100.0%	100.0%	100.0%	100.0%	100.0%	100.0%
<b>Q58. [matrix] How important is it that your children do each of the following as adults?   Have similar political beliefs as you</b>							
	Spiritual	Religious	Spiritual and Religious	Spiritual but not Religious	Religious but not Spiritual	Neither Spiritual or Religious	Total
Not at all important	39.9%	17.6%	26.2%	47.0%	35.0%	54.7%	36.1%
Slightly important	15.3%	9.1%	14.7%	16.3%	13.7%	14.8%	13.9%
Moderately important	20.9%	24.5%	24.9%	20.7%	24.8%	20.7%	22.6%
Very important	11.0%	21.4%	17.3%	10.5%	16.2%	4.3%	13.2%
Extremely important	12.9%	27.4%	17.0%	5.5%	10.3%	5.5%	14.2%
	100.0%	100.0%	100.0%	100.0%	100.0%	100.0%	100.0%



Appendix 3: Objective 3-Gain clarity about young adult support systems. Who/what do they turn to for help?

<b>Q20. [single-select] Do you imagine that you will be involved in a religious community/congregation five years from now either as a member or regular participant?</b>		
	Frequency	Percent
Yes	1628	52.2%
No	1491	47.8%
Total	3119	100%
<b>Q62. [multi-select] Which of the following are sources you trust for parenting advice? Religious texts/leaders</b>		
	Frequency	Percent
Yes	860	27.6%
No	2259	72.4%
Total	3119	100%
<b>Q62. [multi-select] Which of the following are sources you trust for parenting advice? Academic experts</b>		
	Frequency	Percent
Yes	959	30.70%
No	2160	69.30%
Total	3119	100%
<b>Q62. [multi-select] Which of the following are sources you trust for parenting advice? Bloggers/Influencers/Social Media</b>		
	Frequency	Percent
Yes	480	15.40%
No	2639	84.60%
Total	3119	100%

<b>Q62. [multi-select] Which of the following are sources you trust for parenting advice? Own parents</b>		
	Frequency	Percent
Yes	1980	63.50%
No	1139	36.50%
Total	3119	100%

<b>Q62. [multi-select] Which of the following are sources you trust for parenting advice? I don't trust anyone for parenting advice</b>		
	Frequency	Percent
Yes	442	14.20%
No	2677	85.80%
Total	3119	100%

<b>Q65. [multi-select] Which of the following life events have you personally experienced in the last 5 years? Marriage</b>		
	Frequency	Percent
No	2481	79.50%
Yes	638	20.50%
Total	3119	100%

<b>Q65. [multi-select] Which of the following life events have you personally experienced in the last 5 years? Moving to a new town/city</b>		
	Frequency	Percent
No	2100	67.30%
Yes	1019	32.70%
Total	3119	100%

<b>Q65. [multi-select] Which of the following life events have you personally experienced in the last 5 years? Divorce/Separation</b>		
---	--	--

	Frequency	Percent
No	2672	85.70%
Yes	447	14.30%
Total	3119	100%

**Q65. [multi-select] Which of the following life events have you personally experienced in the last 5 years? Death of someone close**

	Frequency	Percent
No	1445	46.30%
Yes	1674	53.70%
Total	3119	100%

**Q65. [multi-select] Which of the following life events have you personally experienced in the last 5 years? Friendship loss**

	Frequency	Percent
No	1703	54.60%
Yes	1416	45.40%
Total	3119	100%

**Q65. [multi-select] Which of the following life events have you personally experienced in the last 5 years? Childbirth**

	Frequency	Percent
No	2099	67.30%
Yes	1020	32.70%
Total	3119	100%

**Q65. [multi-select] Which of the following life events have you personally experienced in the last 5 years? Career/job change**

	Frequency	Percent
No	1535	49.20%
Yes	1584	50.80%
Total	3119	100%

<b>Q65. [multi-select] Which of the following life events have you personally experienced in the last 5 years? Graduation</b>		
	Frequency	Percent
No	2596	83.20%
Yes	523	16.80%
Total	3119	100%

<b>Q65. [multi-select] Which of the following life events have you personally experienced in the last 5 years? Alcohol/drug abuse</b>		
	Frequency	Percent
No	2535	81.30%
Yes	584	18.70%
Total	3119	100%

<b>Q65. [multi-select] Which of the following life events have you personally experienced in the last 5 years? Arrest/incarceration</b>		
	Frequency	Percent
No	2769	88.80%
Yes	350	11.20%
Total	3119	100%

<b>Q65. [multi-select] Which of the following life events have you personally experienced in the last 5 years? Promotion at work</b>		
	Frequency	Percent
No	2205	70.70%
Yes	914	29.30%
Total	3119	100%

<b>Q65. [multi-select] Which of the following life events have you personally experienced in the last 5 years? Regular involvement with a faith community</b>		
	Frequency	Percent
No	2574	82.50%
Yes	545	17.50%
Total	3119	100%
<b>Q66. [matrix] How helpful were each of the following in helping you navigate each of the events in the previous question?   Family</b>		
	Frequency	Percent
Not at all helpful	116	3.70%
Not too helpful	266	8.50%
Somewhat helpful	897	28.80%
Extremely helpful	1664	53.40%
Total	2943	94.40%
I didn't rely on them for help	176	5.60%
Total	3119	100%
<b>Q67. [matrix] How helpful were each of the following in helping you navigate each of the events in the previous question?   Friends</b>		
	Frequency	Percent
Not at all helpful	130	4.20%
Not too helpful	369	11.80%
Somewhat helpful	1173	37.60%
Extremely helpful	1185	38%
Total	2857	91.60%
I didn't rely on them for help	262	8.40%
Total	3119	100%

**Q68. [matrix] How helpful were each of the following in helping you navigate each of the events in the previous question? | Spouse/Partner**

	Frequency	Percent
Not at all helpful	172	5.50%
Not too helpful	242	7.80%
Somewhat helpful	686	22%
Extremely helpful	1591	51%
Total	2691	86.30%
I didn't rely on them for help	428	13.70%
Total	3119	100%

**Q69. [matrix] How helpful were each of the following in helping you navigate each of the events in the previous question? | Mentor/Teacher**

	Frequency	Percent
Not at all helpful	200	6.40%
Not too helpful	445	14.30%
Somewhat helpful	870	27.90%
Extremely helpful	564	18.10%
Total	2079	66.70%
I didn't rely on them for help	1040	33.30%
Total	3119	100%

**Q70. [matrix] How helpful were each of the following in helping you navigate each of the events in the previous question? | Church community**

	Frequency	Percent
Not at all helpful	211	6.80%
Not too helpful	328	10.50%
Somewhat helpful	677	21.70%
Extremely helpful	582	18.70%
Total	1798	57.60%
I didn't rely on them for help	1321	42.40%
Total	3119	100%

<b>Q71. [matrix] How helpful were each of the following in helping you navigate each of the events in the previous question?   Caseworker</b>		
	Frequency	Percent
Not at all helpful	201	6.40%
Not too helpful	322	10.30%
Somewhat helpful	484	15.50%
Extremely helpful	322	10.30%
Total	1329	42.60%
I didn't rely on them for help	1790	57.40%
Total	3119	100%

<b>Q72. [matrix] How helpful were each of the following in helping you navigate each of the events in the previous question?   Therapist</b>		
	Frequency	Percent
Not at all helpful	154	4.90%
Not too helpful	279	8.90%
Somewhat helpful	674	21.60%
Extremely helpful	527	16.90%
Total	1634	52.40%
I didn't rely on them for help	1485	47.60%
Total	3119	100%

<b>Q73. [matrix] How helpful were each of the following in helping you navigate each of the events in the previous question?   Spiritual Director</b>		
	Frequency	Percent
Not at all helpful	171	5.50%
Not too helpful	248	8%
Somewhat helpful	523	16.80%
Extremely helpful	416	13.30%
Total	1358	43.50%
I didn't rely on them for help	1761	56.50%

Total	3119	100%
<p><b>Q74. [matrix] How helpful were each of the following in helping you navigate each of the events in the previous question?   Medium</b></p>		
	Frequency	Percent
Not at all helpful	174	5.60%
Not too helpful	270	8.70%
Somewhat helpful	382	12.20%
Extremely helpful	234	7.50%
Total	1060	34%
I didn't rely on them for help	2059	66%
Total	3119	100%
<p><b>Q75. [matrix] How helpful were each of the following in helping you navigate each of the events in the previous question?   Support group</b></p>		
	Frequency	Percent
Not at all helpful	128	4.10%
Not too helpful	233	7.50%
Somewhat helpful	602	19.30%
Extremely helpful	417	13.40%
Total	1380	44.20%
I didn't rely on them for help	1739	55.80%
Total	3119	100%
<p><b>Q76. [single-select] Life is generally harder than I expected it to be at this point.</b></p>		
	Frequency	Percent
Strongly Disagree	86	2.80%
Disagree	200	6.40%
Neither Agree nor Disagree	614	19.70%
Agree	1162	37.30%
Strongly Agree	1057	33.90%
Total	3119	100%



<b>Q77. [single-select] When life is hard, my faith/belief in God sustains me and gets me through.</b>		
	Frequency	Percent
Strongly Disagree	110	3.50%
Disagree	148	4.70%
Neither Agree nor Disagree	512	16.40%
Agree	878	28.20%
Strongly Agree	998	32%
I don't have a faith/belief in God	473	15.20%
Total	3119	100%

Appendix 4: Objective 4-Understand how spiritual/religious formation fits into parenting values.

<b>Q25. [matrix] How important are each of the following to teach to your children/future children?   Being responsible</b>		
	Frequency	Percent
Not at all important	21	0.7
Slightly important	54	1.7
Moderately important	147	4.7
Very important	568	18.2
Extremely important	2329	74.7
Total	3119	100
<b>Q26. [matrix] How important are each of the following to teach to your children/future children?   Being well-mannered</b>		
	Frequency	Percent
Not at all important	16	0.5
Slightly important	53	1.7
Moderately important	201	6.4
Very important	801	25.7
Extremely important	2048	65.7
Total	3119	100
<b>Q27. [matrix] How important are each of the following to teach to your children/future children?   Curiosity</b>		
	Frequency	Percent
Not at all important	28	0.9
Slightly important	121	3.9
Moderately important	650	20.8
Very important	1103	35.4
Extremely important	1217	39
Total	3119	100
<b>Q28. [matrix] How important are each of the following to teach to your children/future children?   Creativity</b>		
	Frequency	Percent

Not at all important	19	0.6
Slightly important	66	2.1
Moderately important	392	12.6
Very important	969	31.1
Extremely important	1673	53.6
Total	3119	100

**Q29. [matrix] How important are each of the following to teach to your children/future children? | Empathy**

	Frequency	Percent
Not at all important	24	0.8
Slightly important	62	2
Moderately important	273	8.8
Very important	889	28.5
Extremely important	1871	60
Total	3119	100

**Q30. [matrix] How important are each of the following to teach to your children/future children? | Hard work**

	Frequency	Percent
Not at all important	12	0.4
Slightly important	40	1.3
Moderately important	199	6.4
Very important	753	24.1
Extremely important	2115	67.8
Total	3119	100

**Q31. [matrix] How important are each of the following to teach to your children/future children? | Helping others**

	Frequency	Percent
Not at all important	9	0.3
Slightly important	42	1.3
Moderately important	284	9.1
Very important	836	26.8
Extremely important	1948	62.5
Total	3119	100

<b>Q32. [matrix] How important are each of the following to teach to your children/future children?   Independence</b>		
	Frequency	Percent
Not at all important	16	0.5
Slightly important	48	1.5
Moderately important	314	10.1
Very important	1001	32.1
Extremely important	1740	55.8
Total	3119	100
<b>Q33. [matrix] How important are each of the following to teach to your children/future children?   Obedience</b>		
	Frequency	Percent
Not at all important	80	2.6
Slightly important	208	6.7
Moderately important	695	22.3
Very important	896	28.7
Extremely important	1240	39.8
Total	3119	100
<b>Q34. [matrix] How important are each of the following to teach to your children/future children?   Persistence</b>		
	Frequency	Percent
Not at all important	16	0.5
Slightly important	61	2
Moderately important	454	14.6
Very important	1101	35.3
Extremely important	1487	47.7
Total	3119	100
<b>Q35. [matrix] How important are each of the following to teach to your children/future children?   Tolerance</b>		
	Frequency	Percent
Not at all important	28	0.9
Slightly important	111	3.6
Moderately important	544	17.4

Very important	1066	34.2
Extremely important	1370	43.9
Total	3119	100

**Q36. [matrix] How important are each of the following to teach to your children/future children? | Religious faith**

	Frequency	Percent
Not at all important	570	18.3
Slightly important	325	10.4
Moderately important	664	21.3
Very important	624	20
Extremely important	936	30
Total	3119	100

**Q37. [matrix] How important are each of the following to teach to your children/future children? | Sense of spirituality**

	Frequency	Percent
Not at all important	346	11.1
Slightly important	297	9.5
Moderately important	710	22.8
Very important	790	25.3
Extremely important	976	31.3
Total	3119	100

**Q38. [single-select] I would be interested in going to church for the spiritual development of my kids even if it didn't meet my own religious/spiritual needs.**

	Frequency	Percent
Strongly Disagree	303	9.7
Disagree	268	8.6
Neither Agree nor Disagree	795	25.5
Agree	1037	33.2
Strongly Agree	716	23
Total	3119	100

**Q40. [single-select] I plan on/am currently taking my kid(s) to church, Sunday school, youth group or other form of formal religious instruction.**

	Frequency	Percent
Strongly Disagree	504	16.2
Disagree	463	14.8
Neither Agree nor Disagree	693	22.2
Agree	783	25.1
Strongly Agree	676	21.7
Total	3119	100

**Q41. [single-select] It is important to me that my kids take part in traditional religious rites of passage (e.g., baptism, bar/bat mitzvah, confirmation, etc.)**

	Frequency	Percent
Strongly Disagree	484	15.5
Disagree	400	12.8
Neither Agree nor Disagree	786	25.2
Agree	839	26.9
Strongly Agree	610	19.6
Total	3119	100

**Q42. [matrix] How worried are you about each of the following happening to any of your children at some point? | Being bullied**

	Frequency	Percent
Not worried at all	348	11.2
A little worried	537	17.2
Somewhat worried	1154	37
Extremely worried	1080	34.6
Total	3119	100

**Q43. [matrix] How worried are you about each of the following happening to any of your children at some point? | Being kidnapped/abducted**

	Frequency	Percent
Not worried at all	408	13.1

A little worried	645	20.7
Somewhat worried	858	27.5
Extremely worried	1208	38.7
Total	3119	100

**Q44. [matrix] How worried are you about each of the following happening to any of your children at some point? | Getting beaten up**

	Frequency	Percent
Not worried at all	550	17.6
A little worried	746	23.9
Somewhat worried	943	30.2
Extremely worried	880	28.2
Total	3119	100

**Q45. [matrix] How worried are you about each of the following happening to any of your children at some point? | Getting pregnant/getting someone pregnant as a teen**

	Frequency	Percent
Not worried at all	826	26.5
A little worried	686	22
Somewhat worried	822	26.4
Extremely worried	785	25.2
Total	3119	100

**Q46. [matrix] How worried are you about each of the following happening to any of your children at some point? | Getting shot**

	Frequency	Percent
Not worried at all	702	22.5
A little worried	744	23.9
Somewhat worried	691	22.2
Extremely worried	982	31.5
Total	3119	100

**Q47. [matrix] How worried are you about each of the following happening to any of your children at some point? | Getting in trouble with the police**

	Frequency	Percent
Not worried at all	896	28.7
A little worried	760	24.4
Somewhat worried	675	21.6
Extremely worried	788	25.3
Total	3119	100

--	--	--

**Q48. [matrix] How worried are you about each of the following happening to any of your children at some point? | Losing faith/religion**

	Frequency	Percent
Not worried at all	1276	40.9
A little worried	625	20
Somewhat worried	642	20.6
Extremely worried	576	18.5
Total	3119	100

--	--	--

	Frequency	Percent
Not worried at all	748	24
A little worried	693	22.2
Somewhat worried	759	24.3
Extremely worried	919	29.5
Total	3119	100

--	--	--

**Q50. [matrix] How worried are you about each of the following happening to any of your children at some point? | Exposure to harmful content online**

	Frequency	Percent
Not worried at all	411	13.2
A little worried	561	18
Somewhat worried	920	29.5
Extremely worried	1227	39.3
Total	3119	100

--	--	--

**Q51. [matrix] How important is it that your children do each of the following as adults? | Be financially independent**

	Frequency	Percent
--	-----------	---------



Not at all important	17	0.5
Slightly important	54	1.7
Moderately important	217	7
Very important	867	27.8
Extremely important	1964	63
Total	3119	100

**Q52. [matrix] How important is it that your children do each of the following as adults? | Have jobs/careers they enjoy**

	Frequency	Percent
Not at all important	14	0.4
Slightly important	47	1.5
Moderately important	246	7.9
Very important	813	26.1
Extremely important	1999	64.1
Total	3119	100

**Q53. [matrix] How important is it that your children do each of the following as adults? | Earn a college degree**

	Frequency	Percent
Not at all important	260	8.3
Slightly important	348	11.2
Moderately important	892	28.6
Very important	677	21.7
Extremely important	942	30.2
Total	3119	100

**Q54. [matrix] How important is it that your children do each of the following as adults? | Get married**

	Frequency	Percent
Not at all important	555	17.8
Slightly important	449	14.4
Moderately important	944	30.3
Very important	572	18.3
Extremely important	599	19.2
Total	3119	100

<b>Q55. [matrix] How important is it that your children do each of the following as adults?   Have children</b>		
	Frequency	Percent
Not at all important	562	18
Slightly important	437	14
Moderately important	949	30.4
Very important	575	18.4
Extremely important	596	19.1
Total	3119	100
<b>Q56. [matrix] How important is it that your children do each of the following as adults?   Are faithful/religious</b>		
	Frequency	Percent
Not at all important	730	23.4
Slightly important	332	10.6
Moderately important	632	20.3
Very important	611	19.6
Extremely important	814	26.1
Total	3119	100
<b>Q57. [matrix] How important is it that your children do each of the following as adults?   Have similar religious beliefs as you</b>		
	Frequency	Percent
Not at all important	999	32
Slightly important	353	11.3
Moderately important	638	20.5
Very important	541	17.3
Extremely important	588	18.9
Total	3119	100
<b>Q58. [matrix] How important is it that your children do each of the following as adults?   Have similar political beliefs as you</b>		
	Frequency	Percent
Not at all important	1127	36.1
Slightly important	434	13.9
Moderately important	704	22.6

Very important	412	13.2
Extremely important	442	14.2
Total	3119	100

**Q59. [single-select] How much does/will your own religious and spiritual beliefs inform the way you parent?**

	Frequency	Percent
A great deal	778	24.9
Quite a bit	727	23.3
Somewhat	771	24.7
Very little	350	11.2
Not at all	493	15.8
Total	3119	100

**Q61. [single-select] It is important to me that my kids feel connected to something transcendent or bigger than themselves.**

	Frequency	Percent
Strongly Disagree	186	6
Disagree	204	6.5
Neither Agree nor Disagree	841	27
Agree	1066	34.2
Strongly Agree	822	26.4
Total	3119	100

Appendix 5: Objective 5-Discover the BIG moments in the lives of 25-39 year olds.

<b>Q65. [multi-select] Which of the following life events have you personally experienced in the last 5 years? Marriage</b>		
	Frequency	Percent
No	2481	79.50%
Yes	638	20.50%
Total	3119	100%
<b>Q65. [multi-select] Which of the following life events have you personally experienced in the last 5 years? Moving to a new town/city</b>		
	Frequency	Percent
No	2100	67.30%
Yes	1019	32.70%
Total	3119	100%
<b>Q65. [multi-select] Which of the following life events have you personally experienced in the last 5 years? Divorce/Separation</b>		
	Frequency	Percent
No	2672	85.70%
Yes	447	14.30%
Total	3119	100%
<b>Q65. [multi-select] Which of the following life events have you personally experienced in the last 5 years? Death of someone close</b>		
	Frequency	Percent
No	1445	46.30%
Yes	1674	53.70%
Total	3119	100%

**Q65. [multi-select] Which of the following life events have you personally experienced in the last 5 years? Friendship loss**

	Frequency	Percent
No	1703	54.60%
Yes	1416	45.40%
Total	3119	100%

**Q65. [multi-select] Which of the following life events have you personally experienced in the last 5 years? Childbirth**

	Frequency	Percent
No	2099	67.30%
Yes	1020	32.70%
Total	3119	100%

**Q65. [multi-select] Which of the following life events have you personally experienced in the last 5 years? Career/job change**

	Frequency	Percent
No	1535	49.20%
Yes	1584	50.80%
Total	3119	100%

**Q65. [multi-select] Which of the following life events have you personally experienced in the last 5 years? Graduation**

	Frequency	Percent
No	2596	83.20%
Yes	523	16.80%
Total	3119	100%

**Q65. [multi-select] Which of the following life events have you personally experienced in the last 5 years? Alcohol/drug abuse**

	Frequency	Percent
No	2535	81.30%
Yes	584	18.70%
Total	3119	100%

**Q65. [multi-select] Which of the following life events have you personally experienced in the last 5 years? Arrest/incarceration**

	Frequency	Percent
No	2769	88.80%
Yes	350	11.20%
Total	3119	100%

**Q65. [multi-select] Which of the following life events have you personally experienced in the last 5 years? Promotion at work**

	Frequency	Percent
No	2205	70.70%
Yes	914	29.30%
Total	3119	100%

**Q65. [multi-select] Which of the following life events have you personally experienced in the last 5 years? Regular involvement with a faith community**

	Frequency	Percent
No	2574	82.50%
Yes	545	17.50%
Total	3119	100%

**Q66. [matrix] How helpful were each of the following in helping you navigate each of the events in the previous question? | Family**

	Frequency	Percent
Not at all helpful	116	3.70%

Not too helpful	266	8.50%
Somewhat helpful	897	28.80%
Extremely helpful	1664	53.40%
Total	2943	94.40%
I didn't rely on them for help	176	5.60%
Total	3119	100%

**Q67. [matrix] How helpful were each of the following in helping you navigate each of the events in the previous question? | Friends**

	Frequency	Percent
Not at all helpful	130	4.20%
Not too helpful	369	11.80%
Somewhat helpful	1173	37.60%
Extremely helpful	1185	38%
Total	2857	91.60%
I didn't rely on them for help	262	8.40%
Total	3119	100%

**Q68. [matrix] How helpful were each of the following in helping you navigate each of the events in the previous question? | Spouse/Partner**

	Frequency	Percent
Not at all helpful	172	5.50%
Not too helpful	242	7.80%
Somewhat helpful	686	22%

Extremely helpful	1591	51%
Total	2691	86.30%
I didn't rely on them for help	428	13.70%
Total	3119	100%

**Q69. [matrix] How helpful were each of the following in helping you navigate each of the events in the previous question? | Mentor/Teacher**

	Frequency	Percent
Not at all helpful	200	6.40%
Not too helpful	445	14.30%
Somewhat helpful	870	27.90%
Extremely helpful	564	18.10%
Total	2079	66.70%
I didn't rely on them for help	1040	33.30%
Total	3119	100%

**Q70. [matrix] How helpful were each of the following in helping you navigate each of the events in the previous question? | Church community**

	Frequency	Percent
Not at all helpful	211	6.80%
Not too helpful	328	10.50%
Somewhat helpful	677	21.70%
Extremely helpful	582	18.70%
Total	1798	57.60%



I didn't rely on them for help	1321	42.40%
Total	3119	100%

**Q71. [matrix] How helpful were each of the following in helping you navigate each of the events in the previous question? | Caseworker**

	Frequency	Percent
Not at all helpful	201	6.40%
Not too helpful	322	10.30%
Somewhat helpful	484	15.50%
Extremely helpful	322	10.30%
Total	1329	42.60%
I didn't rely on them for help	1790	57.40%
Total	3119	100%

**Q72. [matrix] How helpful were each of the following in helping you navigate each of the events in the previous question? | Therapist**

	Frequency	Percent
Not at all helpful	154	4.90%
Not too helpful	279	8.90%
Somewhat helpful	674	21.60%
Extremely helpful	527	16.90%
Total	1634	52.40%
I didn't rely on them for help	1485	47.60%
Total	3119	100%

<b>Q73. [matrix] How helpful were each of the following in helping you navigate each of the events in the previous question?   Spiritual Director</b>		
	Frequency	Percent
Not at all helpful	171	5.50%
Not too helpful	248	8%
Somewhat helpful	523	16.80%
Extremely helpful	416	13.30%
Total	1358	43.50%
I didn't rely on them for help	1761	56.50%
Total	3119	100%

<b>Q74. [matrix] How helpful were each of the following in helping you navigate each of the events in the previous question?   Medium</b>		
	Frequency	Percent
Not at all helpful	174	5.60%
Not too helpful	270	8.70%
Somewhat helpful	382	12.20%
Extremely helpful	234	7.50%
Total	1060	34%
I didn't rely on them for help	2059	66%
Total	3119	100%

**Q75. [matrix] How helpful were each of the following in helping you navigate each of the events in the previous question? | Support group**

	Frequency	Percent
Not at all helpful	128	4.10%
Not too helpful	233	7.50%
Somewhat helpful	602	19.30%
Extremely helpful	417	13.40%
Total	1380	44.20%
I didn't rely on them for help	1739	55.80%
Total	3119	100%

**Q76. [single-select] Life is generally harder than I expected it to be at this point.**

	Frequency	Percent
Strongly Disagree	86	2.80%
Disagree	200	6.40%
Neither Agree nor Disagree	614	19.70%
Agree	1162	37.30%
Strongly Agree	1057	33.90%
Total	3119	100%

**Q77. [single-select] When life is hard, my faith/belief in God sustains me and gets me through.**

	Frequency	Percent
Strongly Disagree	110	3.50%
Disagree	148	4.70%

Neither Agree nor Disagree	512	16.40%
Agree	878	28.20%
Strongly Agree	998	32%
I don't have a faith/belief in God	473	15.20%
Total	3119	100%